




GaAs MMIC x2 ACTIVE FREQUENCY MULTIPLIER MODULE, 8 - 21 GHz OUTPUT

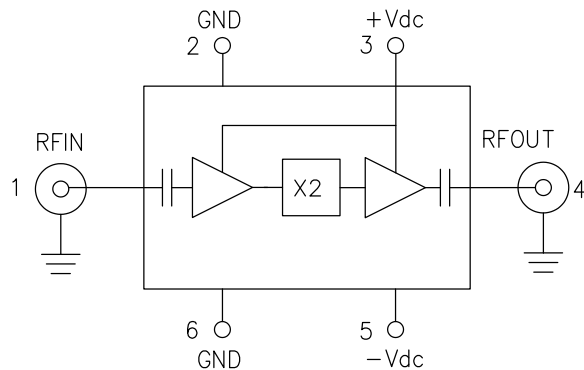


Typical Applications

The HMC-C056 is suitable for:

- Clock Generation Applications:
SONET OC-192 & SDH STM-64
- Point-to-Point & VSAT Radios
- Test Instrumentation
- Military EW/Radar
- Space

Functional Diagram



Features

- High Output Power: +14 dBm
- Low Input Power Drive: 0 to +10 dBm
- 100 kHz SSB Phase Noise: -142 dBc/Hz
- Fo Isolation 16 dBc @ Fout = 15 GHz
- Hermetically Sealed Module
- Field Replaceable 2.92mm Connectors
- 55 °C to +85 °C Operating Temperature

General Description

The HMC-C056 is a x2 active broadband frequency multiplier utilizing GaAs PHEMT technology in a miniature hermetic module. When driven by a 6 dBm signal, the multiplier provides +14 dBm typical output power from 8 - 21 GHz. The Fo isolation is 16 dBc @ 15 GHz with respect to output signal level. This frequency multiplier features DC blocked I/O's, and is ideal for use in LO multiplier chains for Pt to Pt & VSAT Radios yielding reduced parts count vs. traditional approaches. The low additive SSB Phase Noise of -142 dBc/Hz at 100 kHz offset helps maintain good system noise performance.

Electrical Specifications, $T_A = +25^\circ \text{C}$, +Vdc = +12V, -Vdc = -5V, RF Input Power = 6 dBm

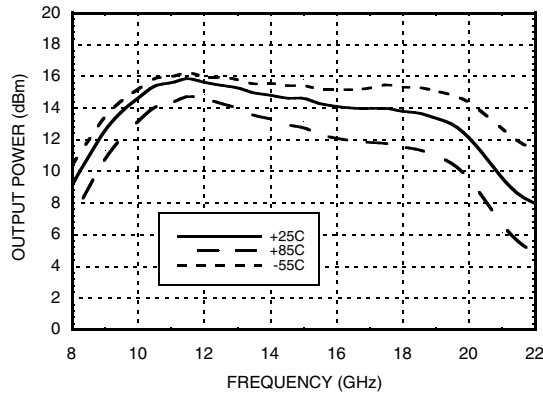
Parameter	Min.	Typ.	Max.	Units
Frequency Range, Input		4 - 10.5		GHz
Frequency Range, Output		8 - 21		GHz
Output Power, f _{out} = 10 to 20 GHz	10	14		dBm
Fo Isolation (with respect to output level)		16		dBc
Input Return Loss		14		dB
Output Return Loss		10		dB
SSB Phase Noise (100 kHz Offset), f _{out} = 15 GHz		-142		dBc/Hz
Positive Supply Current (Into Pin 3)		102		mA
Negative Supply Current (Out of Pin 5)		5		mA

For price, delivery, and to place orders, please contact Hittite Microwave Corporation:
20 Alpha Road Chelmsford, MA 01824 Phone: 978-250-3343 Fax: 978-250-3373

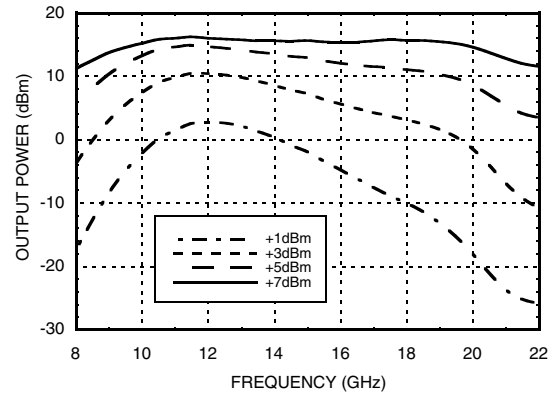


GaAs MMIC x2 ACTIVE FREQUENCY MULTIPLIER MODULE, 8 - 21 GHz OUTPUT

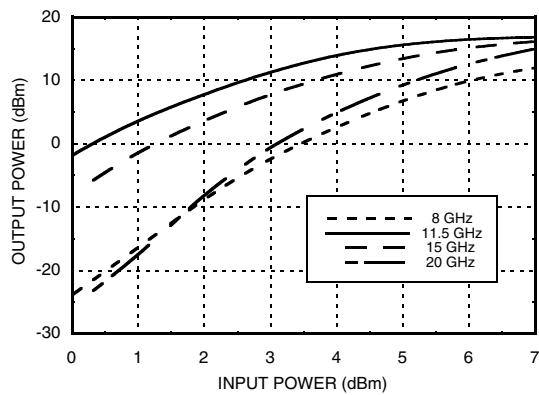
Output Power vs. Temperature @ 6 dBm Drive Level



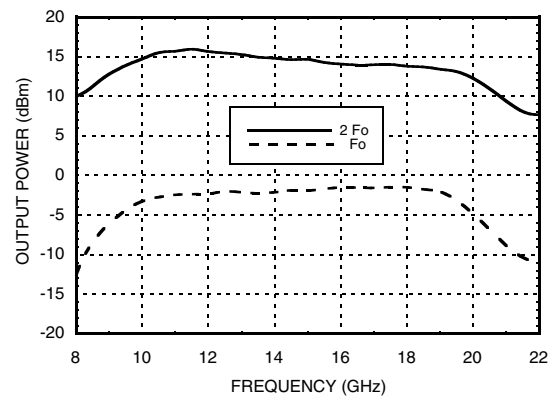
Output Power vs. Drive Level



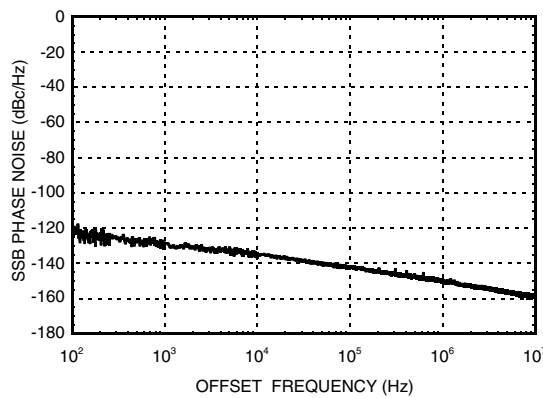
Output Power vs. Input Power



Isolation @ 6 dBm Drive Level



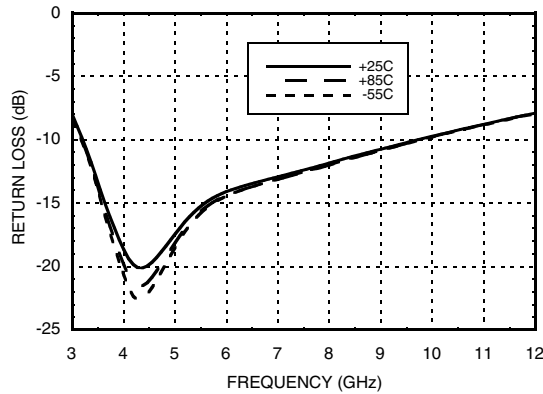
**SSB Phase Noise Performance
Fout = 15 GHz, Input Power = 6 dBm**



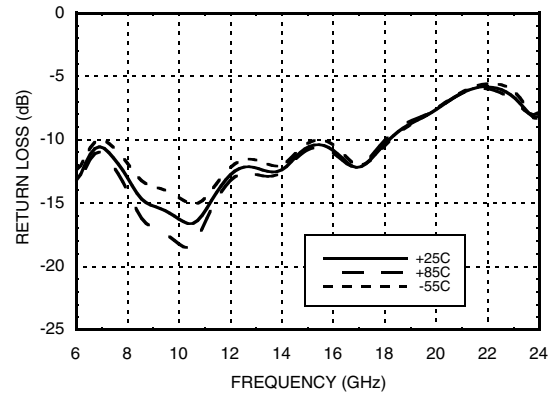


GaAs MMIC x2 ACTIVE FREQUENCY MULTIPLIER MODULE, 8 - 21 GHz OUTPUT

Input Return Loss vs. Temperature @ 0 dBm Drive Level



Output Return Loss vs. Temperature @ 0 dBm Drive Level



Absolute Maximum Ratings

RF Input (Vdc = +5V)	+13 dBm
Bias Supply Voltage (+Vdc / -Vdc)	+15V / -15V
Storage Temperature	-65 to +150 °C
Operating Temperature	-55 to +85 °C



**ELECTROSTATIC SENSITIVE DEVICE
OBSERVE HANDLING PRECAUTIONS**

Pin Description

Pin Number	Function	Description	Interface Schematic
1	RFIN and RF Ground	Pin is AC coupled and matched to 50 Ohms. RFIN uses a female 2.92mm field replaceable connector.	
2, 6	GND	One of these pins must be connected to power supply ground.	
3	+Vdc	Positive power supply voltage for the multiplier includes a linear regulator.	
4	RFOUT and RF Ground	Pin is AC coupled and matched to 50 Ohms. RFOUT uses a female 2.92mm field replaceable connector.	
5	-Vdc	Negative power supply voltage for the multiplier includes a linear regulator.	

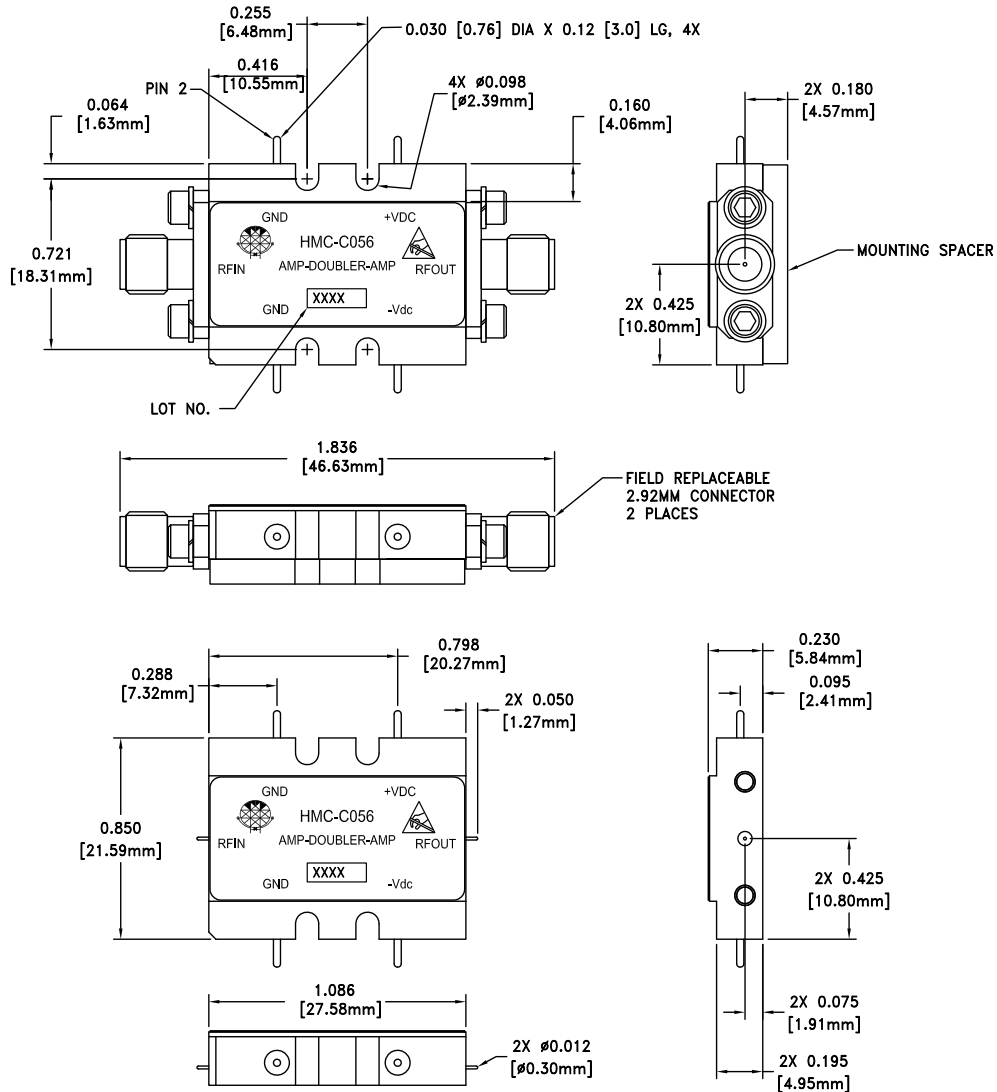
For price, delivery, and to place orders, please contact Hittite Microwave Corporation:
20 Alpha Road Chelmsford, MA 01824 Phone: 978-250-3343 Fax: 978-250-3373

Order Online at www.hittite.com
www.BDTIC.com/Hittite/



GaAs MMIC x2 ACTIVE FREQUENCY MULTIPLIER MODULE, 8 - 21 GHz OUTPUT

Outline Drawing



VIEW SHOWN WITH CONNECTORS REMOVED

Package Information

Package Type	C-10
Package Weight [1]	18.7 gms [2]
Spacer Weight	3.3 gms [2]

[1] Includes the connectors

[2] \pm 1 gms Tolerance

NOTES:

1. PACKAGE, LEADS, COVER MATERIAL: KOVAR
2. PLATING: ELECTROLYTIC GOLD 50 MICROINCHES MIN., OVER ELECTROLYTIC NICKEL 75 MICROINCHES MIN.
3. MOUNTING SPACER: NICKEL PLATED ALUMINUM
4. ALL DIMENSIONS ARE IN INCHES [MILLIMETERS]
5. TOLERANCES: 0.010 [0.25] UNLESS OTHERWISE SPECIFIED

For price, delivery, and to place orders, please contact Hittite Microwave Corporation:
20 Alpha Road Chelmsford, MA 01824 Phone: 978-250-3343 Fax: 978-250-3373

www.BDTIC.com/Hittite/