

AM-123 / AMC-123

High Performance Amplifier,
10 dB Gain 5 - 500 MHz

Rev. V4

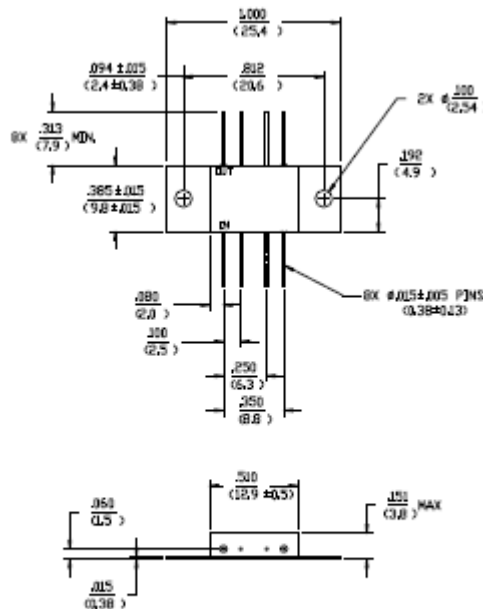
Features

- 3.5 dB Typical Midband Noise Figure
- +42 dBm Typical Midband Intercept

Description

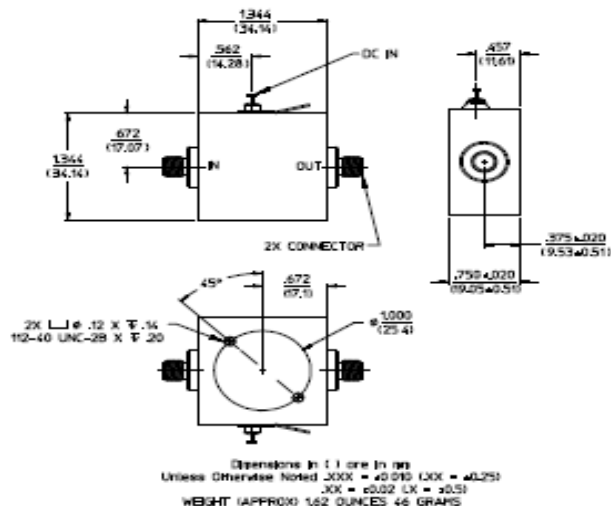
M/A-COM's AM-123 is a coupler feedback amplifier with high intercept and compression points. The use of coupler feedback minimizes noise figure and current in a high intercept amplifier. This amplifier is packaged in a TO-8 package. Due to the internal power dissipation the thermal rise minimized. The ground plane on the PC board should be configured to remove heat from under the package AM-123 is ideally suited for use where a high intercept, high reliability amplifier is required.

FP-7



Dimensions in ϕ are in mm.
Unless otherwise noted .XXX = 0.010 (.XX = 0.25)
.XX = 0.002 (.X = 0.125)
(NOTE: AM-123 POSITIVE VOLTAGE ONLY.)
WEIGHT (APPROX.) 0.09 OUNCES, 2.5 GRAMS

C-32



Dimensions in ϕ are in mm.
Unless otherwise noted .XXX = 0.010 (.XX = 0.25)
.XX = 0.002 (.X = 0.125)
WEIGHT (APPROX.) 1.52 OUNCES 44 GRAMS

Absolute Maximum Ratings ¹

Parameter	Absolute Maximum
Max. Input Power	+23 dBm
V _{bias}	+15.75 V
Operating Temperature	-55°C to +85°C
Storage Temperature	-65°C to +125°C

1. Operation of this device above any one of these parameters may cause permanent damage.

AM-123 / AMC-123



High Performance Amplifier,
10 dB Gain 5 - 500 MHz

Rev. V4

Electrical Specifications: ^{2,3} $Z_0 = 50\Omega$, $V_{CC} = +15 V_{DC}$

Parameter	Units	Typical	Guaranteed	
		25°C	0° to 50°C	-54° to +85°C*
Frequency	MHz	5-500	5-500	5-500
Small Signal Gain (min)	dB	11.5	10.0	9.5
Gain Flatness (max)	dB	±0.3	±0.7	±1.0
Reverse Isolation	dB	16		
Noise Figure (max)	dB	4.0	5.0	5.5
Power Output @ 1 dB comp. (min)	dBm	19.0	18.0	17.5
IP3	dBm	+34	33	
IP2	dBm	+48	40	
Second Order Harmonic IP	dBm	+54		
VSWR Input / Output (max)		1.5:1 / 1.5:1	1.9:1 / 1.9:1	2.0:1 / 2.0:1
DC Current @ 15 Volts (max)	mA	65	69	72

2. All specifications apply when operated at +15 VDC, with 50 ohms source and load impedance.

3. Heat Sinking: Operation at case temperature above 95°C is not recommended. Heat sinking adequate to dissipate 1 W must be provided in use.

S-Parameter Data

Frequency (MHz)	S11 MAG/ANG	S21 MAG/ANG	S12 MAG/ANG	S22 MAG/ANG
5	0.21/-69.9	3.15/-158.8	0.11/171.3	0.15/92.8
10	0.11/-81.5	3.17/-172.2	0.11/175.0	0.06/116.1
20	0.08/-88.5	3.18/-178.4	0.12/171.7	0.04/139.8
50	0.06/-108.4	3.17/162.9	0.13/159.9	0.03/174.7
100	0.05/-122.8	3.14/142.8	0.13/141.4	0.04/-163.9
200	0.05/-141.8	3.11/104.8	0.13/102.1	0.04/-119.4
300	0.07/-155.4	3.09/66.9	0.12/64.9	0.14/-114.6
400	0.15/177.2	3.08/26.7	0.11/27.3	0.22/-153.2
500	0.20/151.3	3.05/-21.9	0.09/-20.9	0.25/83.4

2

ADVANCED: Data Sheets contain information regarding a product M/A-COM Technology Solutions is considering for development. Performance is based on target specifications, simulated results, and/or prototype measurements. Commitment to develop is not guaranteed.

PRELIMINARY: Data Sheets contain information regarding a product M/A-COM Technology Solutions has under development. Performance is based on engineering tests. Specifications are typical. Mechanical outline has been fixed. Engineering samples and/or test data may be available. Commitment to produce in volume is not guaranteed.

• **North America** Tel: 800.366.2266 • **Europe** Tel: +353.21.244.6400

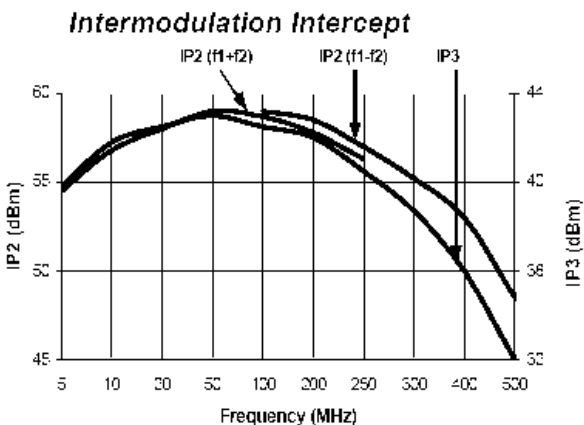
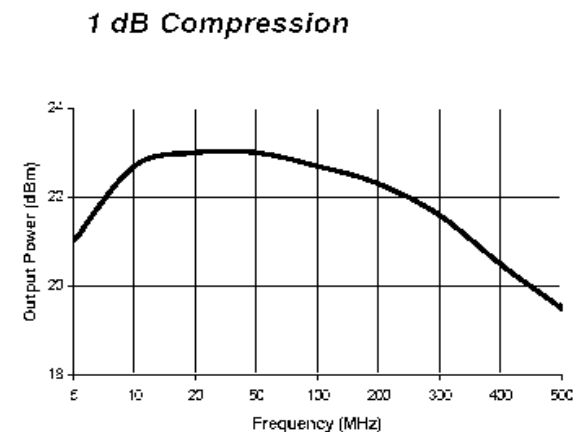
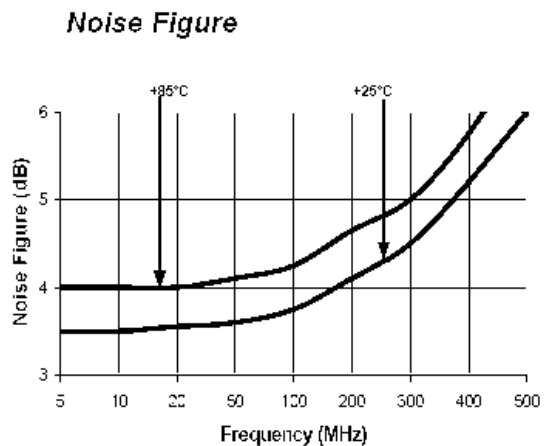
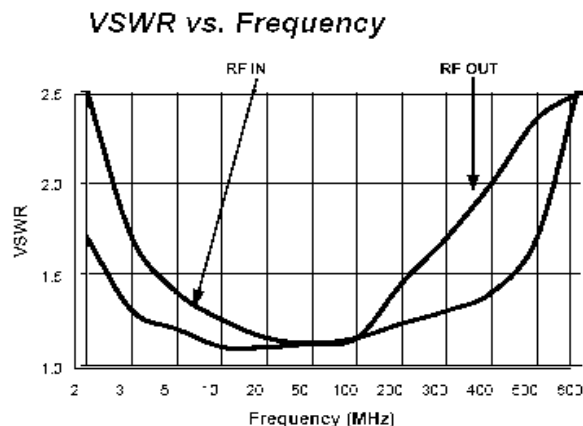
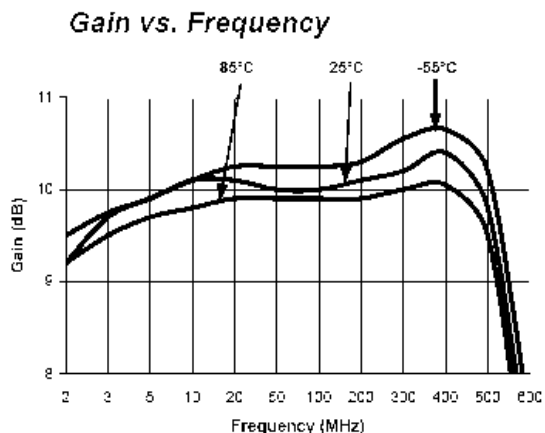
• **India** Tel: +91.80.4155721 • **China** Tel: +86.21.2407.1588

Visit www.macomtech.com for additional data sheets and product information.

M/A-COM Technology Solutions Inc and its affiliates reserve the right to make changes to the products and information contained herein without notice.

www.BDTIC.COM/MACOM

Typical Performance Curves



Ordering Information

Part Number	Package
AM-123 PIN	Flatpack
AMC-123 SMA	Connectorized

Pin Configuration

Part No.	Function	Pin No.	Function
1	RF OUT	5	RF IN
2	GND	6	GND
3	GND	7	GND
4	DC IN	8	DC IN