

# AM- / AMC- / AMS-162



Low Noise Amplifier, 12.5 dB Gain,  
10 - 100 MHz

Rev. V5

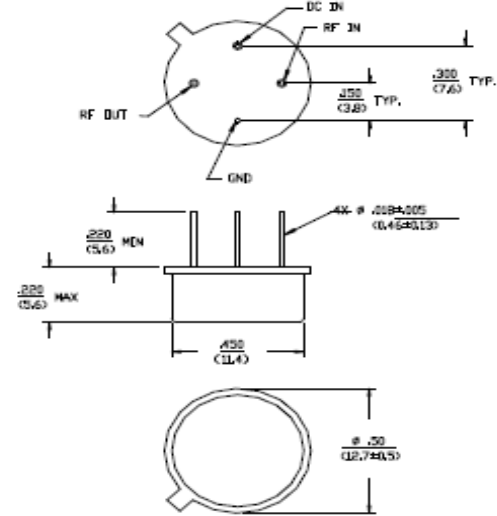
## Features

- 1.1 dB Typical Low Noise Figure @ 50 MHz
- +15 dBm Typical High Output Power @ 50 MHz
- +32 dBm Typical Third Order Intercept @ 50 MHz
- Fully Hermetic Package (AM-162, AMS-162)

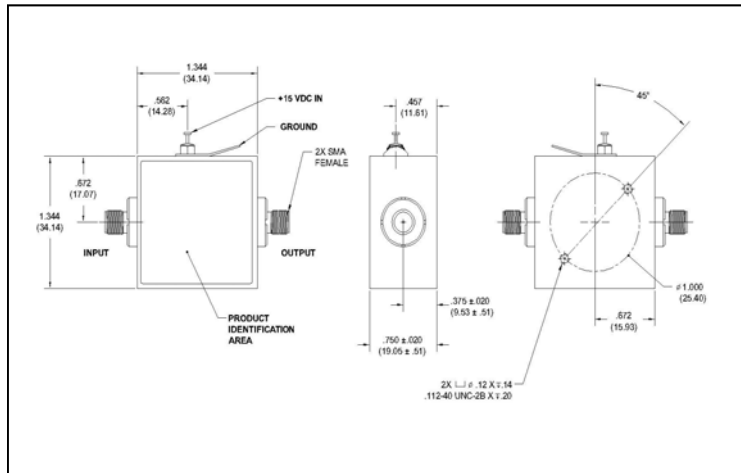
## Description

M/A-COM's AM-162 is a coupler feedback amplifier with high intercept and compression points. The use of coupler feedback minimizes noise figure and current in a high intercept amplifier. This amplifier is packaged in a TO-8-1 package, a surface mount package and a connectorized version. The ground plane on the PC board should be configured to remove heat from under the package. AM-162 are ideally suited for use where a high intercept, high reliability amplifier is required.

## TO-8-1

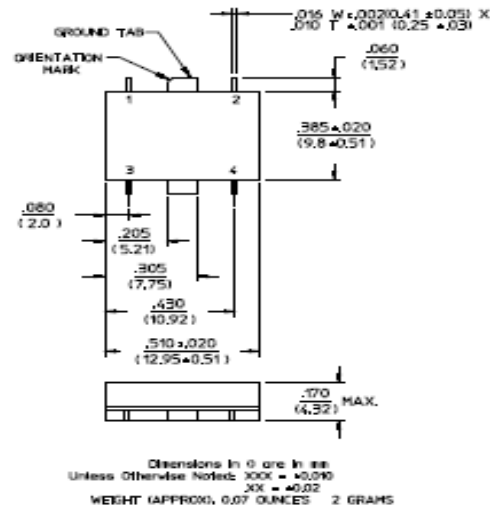


## Outline Drawing: SMA Connectorized \*



\* Dimensions are inches (millimeters) ±0.015 (0.38) unless otherwise specified.

## SF-1



## Pin Configuration (For AMS-162)

Pin No.	Function	Pin No.	Function
1	RF OUT	3	RF IN
2	VDC	4	GND

## Absolute Maximum Ratings <sup>1</sup>

Parameter	Absolute Maximum
Max. Input Power	+10 dBm
Vbias	+15.75 V
Operating Temperature	-55°C to +85°C
Storage Temperature	-65°C to +125°C

1. Operation of this device above any one of these parameters may cause permanent damage.

**ADVANCED:** Data Sheets contain information regarding a product M/A-COM Technology Solutions is considering for development. Performance is based on target specifications, simulated results, and/or prototype measurements. Commitment to develop is not guaranteed.  
**PRELIMINARY:** Data Sheets contain information regarding a product M/A-COM Technology Solutions has under development. Performance is based on engineering tests. Specifications are typical. Mechanical outline has been fixed. Engineering samples and/or test units may be available. Commitment to produce in volume is not guaranteed.

• **North America** Tel: 800.366.2266 • **Europe** Tel: +353.21.244.6400  
• **India** Tel: +91.80.4155721 • **China** Tel: +86.21.2407.1588  
Visit [www.macomtech.com](http://www.macomtech.com) for additional data sheets and product information.

M/A-COM Technology Solutions Inc and its affiliates reserve the right to make changes to the products and information contained herein without notice.

# AM- / AMC- / AMS-162



Low Noise Amplifier, 12.5 dB Gain,  
10 - 100 MHz

Rev. V5

## Electrical Specifications: <sup>2</sup> T<sub>A</sub> = -55°C to +85°C Case Temperature

Parameter	Test Conditions	Frequency	Units	Min.	Typ.	Max.
Gain	@+25°C	50 MHz	dB	12.0	12.5	13.0
Frequency Response	—	10 - 100 MHz	dB	—	—	±0.6
Gain Variation with Temperature	—	10 - 100 MHz	dB	—	—	±0.6
1 dB Compression	Output Power	10 - 100 MHz	dBm	+13	—	—
Noise Figure	—	10 - 100 MHz	dB	—	—	1.6
Reverse Transmission	—	10 - 100 MHz	dB	—	-15	-14
VSWR	—	10 - 100 MHz	Ratio	—	—	2.0:1
Output IP <sub>2</sub>	Two-Tone inputs up to 0 dBm	10 - 100 MHz	dBm	+40	—	—
Output IP <sub>3</sub>	Two-Tone inputs up to 0 dBm	10 - 100 MHz	dBm	+26	—	—
V <sub>bias</sub>	—	—	VDC	+14.5	+15.0	+15.5
I <sub>bias</sub>	V <sub>bias</sub> = +15.0 VDC	—	mA	—	11	15
Power Dissipation	@ +15 V Bias	—	mW	—	165	—

2. All specifications apply when operated at +15 VDC, with 50 ohms source and load impedance.

## S-Parameter Data

Frequency (MHz)	S11 MAG/ANG	S21 MAG/ANG	S12 MAG/ANG	S22 MAG/ANG
10	0.07/165	4.06/66	0.18	0.09/169.1
20	0.09/-166.8	4.13/-6.5	0.17	0.09/-159.2
30	0.08/-151.5	4.18/-15.8	0.17	0.09/-129.5
40	0.10/-146.9	4.20/-24.0	0.17	0.11/-120.3
50	0.11/-147.9	4.23/-32.2	0.17 1	0.12/-117.7
60	0.11/-152.0	4.19/-39.8	0.17	0.13/-118.5
70	0.12/-159.7	4.20/-47.7	0.17	0.14/-120.3
85	0.12/-171.2	4.17/-59.5	0.16	0.14/-122.6
100	0.12/174.1	4.15/-72.1	0.16	0.15/-123.6

2

**ADVANCED:** Data Sheets contain information regarding a product M/A-COM Technology Solutions is considering for development. Performance is based on target specifications, simulated results, and/or prototype measurements. Commitment to develop is not guaranteed.

**PRELIMINARY:** Data Sheets contain information regarding a product M/A-COM Technology Solutions has under development. Performance is based on engineering tests. Specifications are typical. Mechanical outline has been fixed. Engineering samples and/or test data may be available. Commitment to produce in volume is not guaranteed.

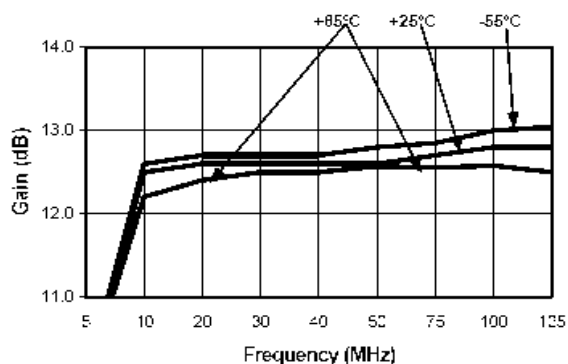
• **North America** Tel: 800.366.2266 • **Europe** Tel: +353.21.244.6400  
 • **India** Tel: +91.80.4155721 • **China** Tel: +86.21.2407.1588  
 Visit [www.macomtech.com](http://www.macomtech.com) for additional data sheets and product information.

M/A-COM Technology Solutions Inc and its affiliates reserve the right to make changes to the products and information contained herein without notice.

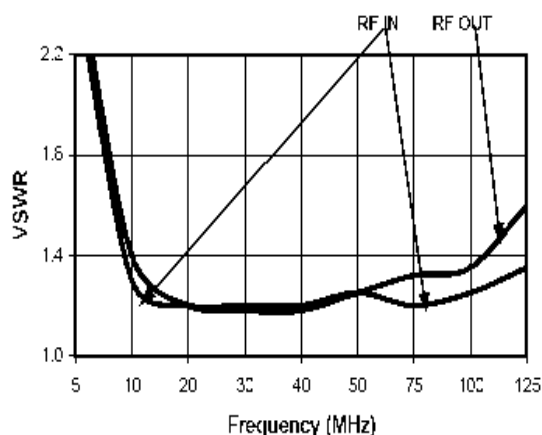
[www.BDTIC.COM/MACOM](http://www.BDTIC.COM/MACOM)

## Typical Performance Curves

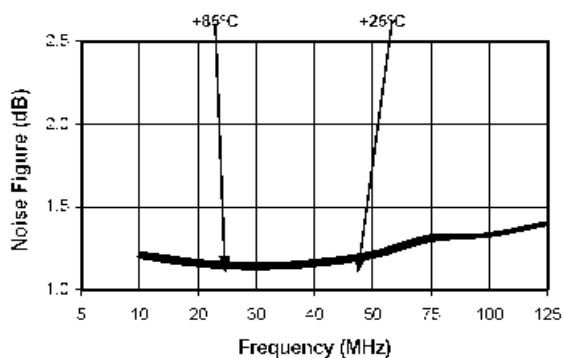
Gain vs. Frequency



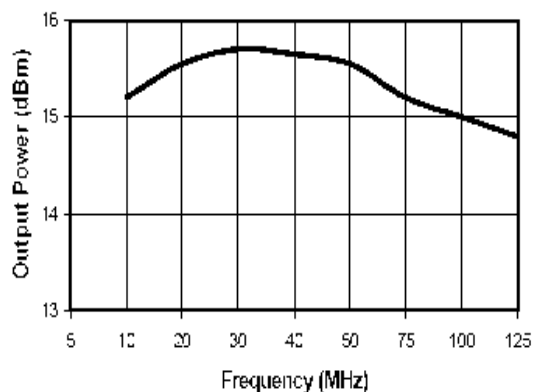
VSWR vs. Frequency



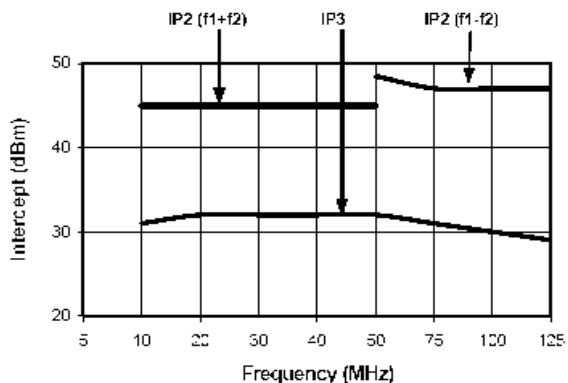
Noise Figure



1 dB Compression



Intermodulation Intercept



## Ordering Information

Part Number	Package
AM-162 PIN	TO-8-1
AMC-162 SMA **	Connectorized
AMS-162 PIN	SF-1

\*\* The connectorized version is not RoHS compliant.