


# E-Series 2-Way 90° Power Divider 820 - 980 MHz



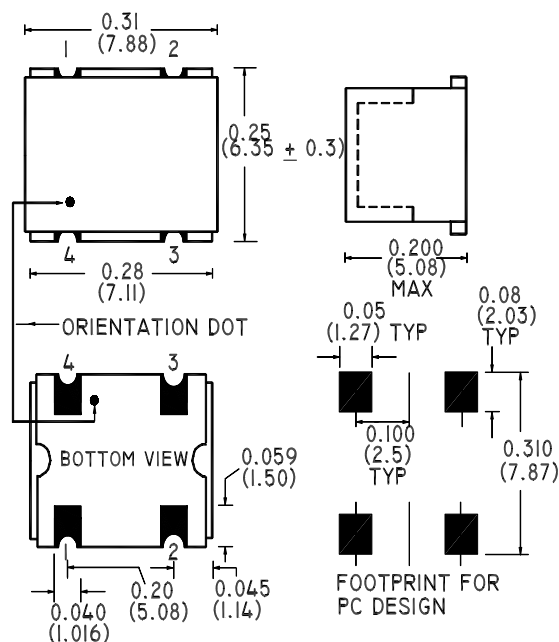
## Features

- 2 Way
- 90 Degree
- Surface Mount



## SM-88 Package

Note: Non Hermetic Package



## Description

M/A-COM's ELPD-290 is a 2 Way 90° Power Divider in a low cost, surface mount package. Ideally suited for high volume cellular, wireless and CATV applications.

## Electrical Specifications @25°C

Parameter	Units	Typical	Minimum	Maximum
Frequency Range	820 - 980	MHz	—	—
Insertion Loss	820 - 980 MHz	dB	0.7	1.2
Isolation	820 - 980 MHz	dB	20	18
Amplitude Unbalance	820 - 980 MHz	dB	—	1.2
Phase Unbalance	820 - 980 MHz	°	—	7.0°
Return Loss	820 - 980 MHz	dB	20	18

Please Note that the photograph above indicates package shape only, unit may be wired differently.

**ADVANCED:** Data Sheets contain information regarding a product M/A-COM Technology Solutions is considering for development. Performance is based on target specifications, simulated results, and/or prototype measurements. Commitment to develop is not guaranteed.  
**PRELIMINARY:** Data Sheets contain information regarding a product M/A-COM Technology Solutions has under development. Performance is based on engineering tests. Specifications are typical. Mechanical outline has been fixed. Engineering samples and/or test data may be available. Commitment to produce in volume is not guaranteed.

• North America Tel: 800.366.2266 • Europe Tel: +353.21.244.6400  
 • India Tel: +91.80.4155721 • China Tel: +86.21.2407.1588

Visit [www.macomtech.com](http://www.macomtech.com) for additional data sheets and product information.

M/A-COM Technology Solutions Inc. and its affiliates reserve the right to make

### Absolute Maximum Ratings

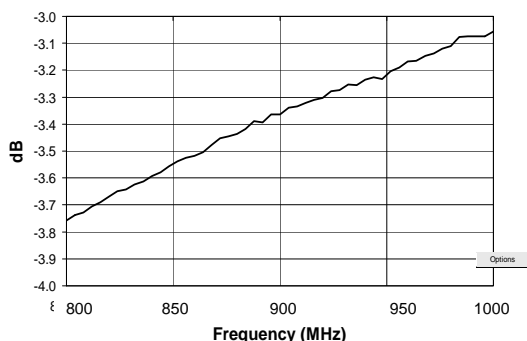
Parameter	Absolute Maximum
Maximum Power Rating	1 Watt
Internal Load Dissipation	0.125 Watt
Pin Temp (10 Sec)	260°C
Storage Temperature	-55°C to 100°C

### Functional Configuration

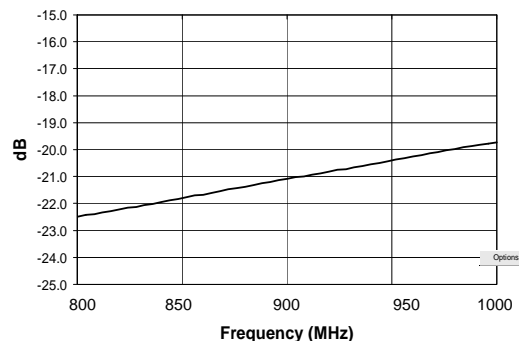
Function	Pin No.
Not Connected	—
External 50 Ohms	3
Ground	—
Case Ground	—
Input	1
Port 1	2
Port 2	4

### Typical Performance @ +25°C

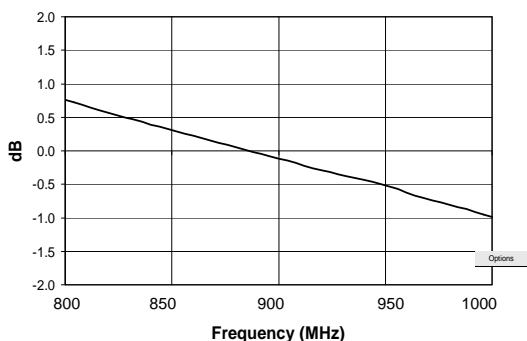
Insertion Loss



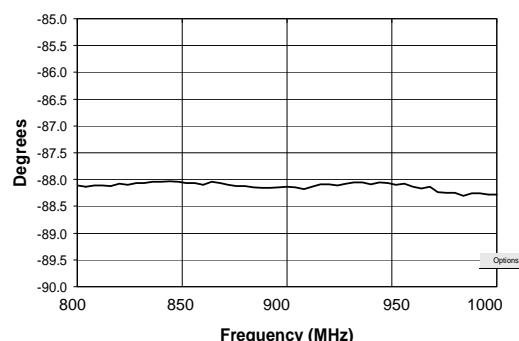
Isolation



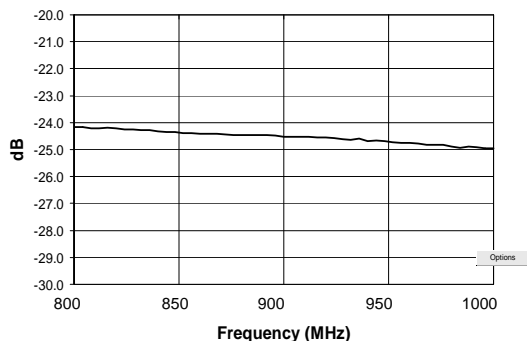
Amplitude Unbalance



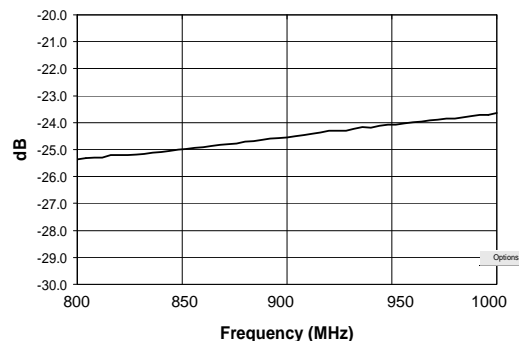
Phase Unbalance



Output Return Loss



Input Return Loss



**ADVANCED:** Data Sheets contain information regarding a product M/A-COM Technology Solutions is considering for development. Performance is based on target specifications, simulated results, and/or prototype measurements. Commitment to develop is not guaranteed.

**PRELIMINARY:** Data Sheets contain information regarding a product M/A-COM Technology Solutions has under development. Performance is based on engineering tests. Specifications are typical. Mechanical outline has been fixed. Engineering samples and/or test data may be available. Commitment to produce in volume is not guaranteed.

• **North America** Tel: 800.366.2266 • **Europe** Tel: +353.21.244.6400  
 • **India** Tel: +91.80.4155721 • **China** Tel: +86.21.2407.1588

Visit [www.macomtech.com](http://www.macomtech.com) for additional data sheets and product information.

M/A-COM Technology Solutions Inc. and its affiliates reserve the right to make