

ETC1-1-6

E-Series RF 1:1 Transformer 760 - 960 MHz

Rev. V3.00

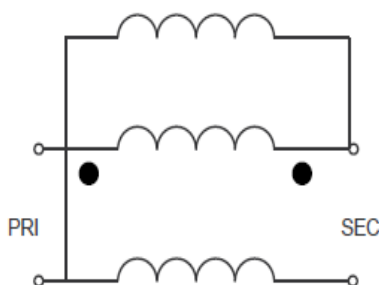
Features

- Surface Mount
- 1:1 Impedance Ratio

Description

M/A-COM's ETC1-1-6 is a 1:1 RF transformer in a low-cost, surface mount package. Ideally suited for high volume cellular and wireless applications.

Schematic



Specifications @ 25°C

Frequency Range: 760 - 960 MHz

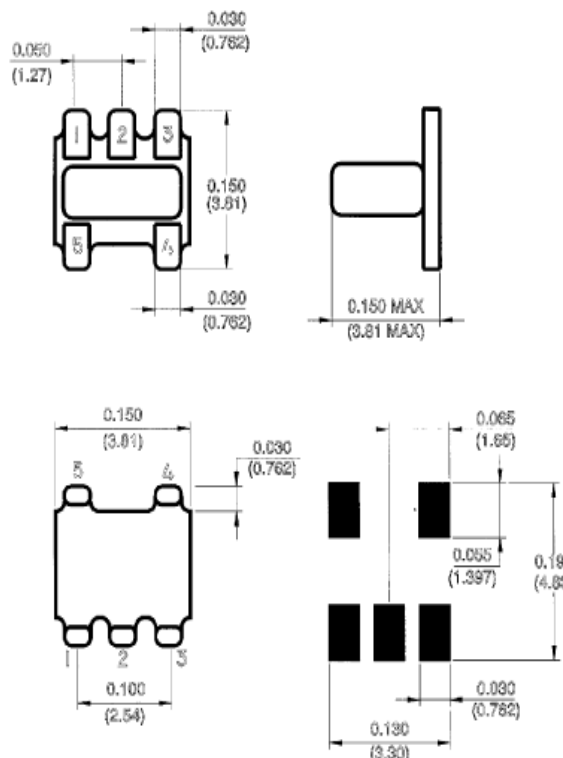
Parameter	Maximum	Mean (x)	Sigma (σ)
Insertion Loss ($f_L - f_U$) 760 - 960 MHz	2.0 dB	0.22	0.096
Amplitude Unbalance 760 - 960 MHz	1.2 dB	-	-
Phase Unbalance 760 - 960 MHz	5°	-	-

Note: Mean and sigma calculated from average loss at @ $(f_U - f_L)/2 + f_L$.

Ordering Information

Part No.	Packaging
ETC1-1-6	Tubes
ETC1-1-6TR	Tape & Reel

SM-22



Dimensions in () are in mm.
Unless Otherwise Noted: .x = ±0.04 (1.00)
.xx = ±0.02 (0.50)
.xxx = ±0.010 (0.250)

Pin Configuration

Pin No.	Function
1	Secondary dot
2	Not connected
3	Secondary
4	Primary
5	Primary dot

S 0758 E

Specifications Subject to Change Without Notice.

ADVANCED: Data Sheets contain information regarding a product M/A-COM Technology Solutions is considering for development. Performance is based on target specifications, simulated results, and/or prototype measurements. Commitment to develop is not guaranteed.
PRELIMINARY: Data Sheets contain information regarding a product M/A-COM Technology Solutions has under development. Performance is based on engineering tests. Specifications are typical. Mechanical outline has been fixed. Engineering samples and/or test data may be available. Commitment to produce in volume is not guaranteed.

• **North America** Tel: 800.366.2266 • **Europe** Tel: +353.21.244.6400
• **India** Tel: +91.80.4155721 • **China** Tel: +86.21.2407.1588
Visit www.macomtech.com for additional data sheets and product information.

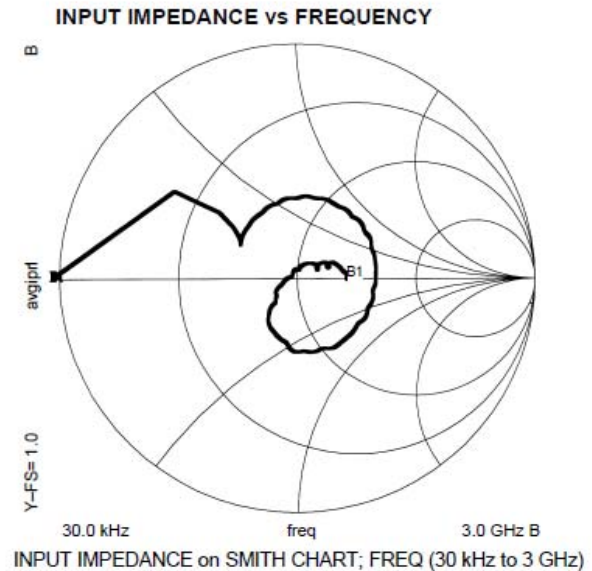
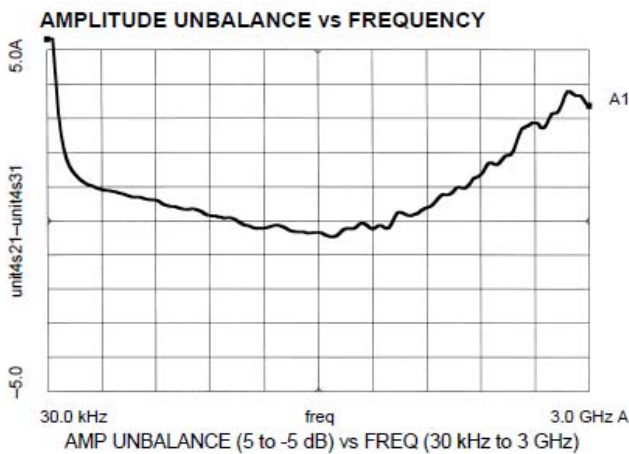
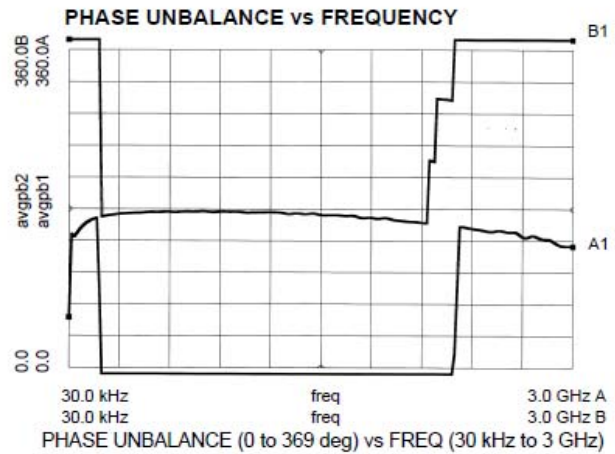
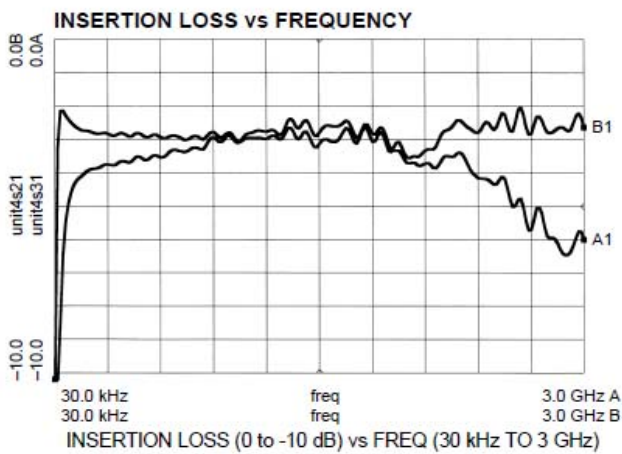
M/A-COM Technology Solutions Inc. and its affiliates reserve the right to make changes to the product(s) or information contained herein without notice.

Absolute Maximum Ratings

Parameter	Absolute Maximum
Parameter	Absolute Maximum
RF Power	250 mW
DC Current	30 mA
Operating/Storage Temp.	-20°C to +85°C

Typical Performance

Over Extended Bandwidth (30 kHz - 3 GHz)



Note: All measurements performed on Hewlett Packard 8753D Network Analyzer (201 sample points, linear scale) in a 50 ohm coplanar waveguide environment. Tables created using MDS software.

ADVANCED: Data Sheets contain information regarding a product M/A-COM Technology Solutions is considering for development. Performance is based on target specifications, simulated results, and/or prototype measurements. Commitment to develop is not guaranteed.
PRELIMINARY: Data Sheets contain information regarding a product M/A-COM Technology Solutions has under development. Performance is based on engineering tests. Specifications are typical. Mechanical outline has been fixed. Engineering samples and/or test data may be available. Commitment to produce in volume is not guaranteed.

• **North America** Tel: 800.366.2266 • **Europe** Tel: +353.21.244.6400
 • **India** Tel: +91.80.4155721 • **China** Tel: +86.21.2407.1588
 Visit www.macomtech.com for additional data sheets and product information.

M/A-COM Technology Solutions Inc. and its affiliates reserve the right to make changes to the product(s) or information contained herein without notice.