


## E-Series RF 1:4 Flux Coupled Step-up Transformer



### Features

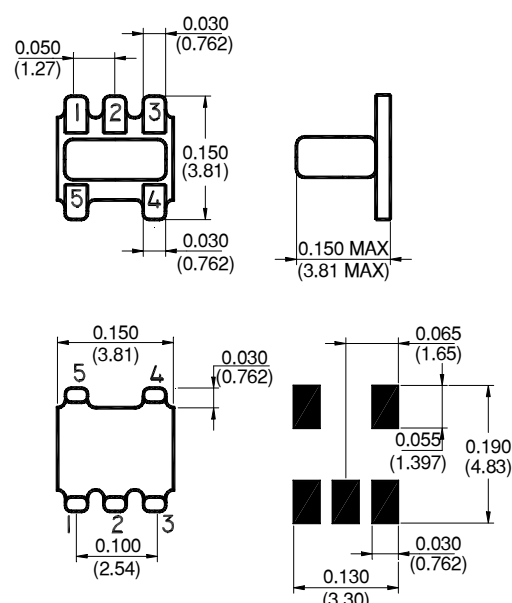
- Surface Mount
- 1:4 Impedance Ratio
- CT on Secondary
- Available on Tape & Reel



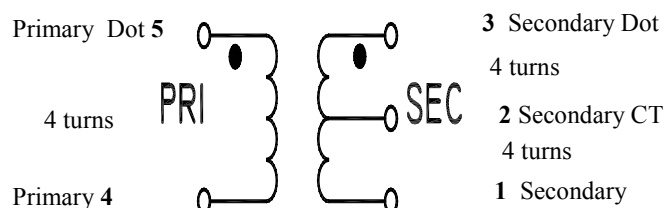
### Description

M/A-COM's ETC4-1 is a 1:4 RF flux coupled step-up transformer in a low cost, surface mount package. Ideally suited for high volume cellular and wireless applications.

### SM-22 Package



### Schematic



### Electrical Specifications @25°C

Parameter	Units	Nominal	Maximum	Mean (x)	Sigma ( $\sigma$ )
Frequency Range 1-350	MHz	—	—	—	—
Insertion Loss ( $f_L - f_U$ )					
5 - 100 MHz	dB	—	1.0	—	—
2 - 300 MHz	dB	—	2.0	1.21	0.032
1 - 350 MHz	dB	—	3.0	—	—
Amplitude Unbalance					
5 - 100 MHz	dB	—	0.1	—	—
1 - 350 MHz	dB	—	0.5	—	—
Phase Unbalance					
5 - 100 MHz	Degrees	—	1.0	—	—
1 - 350 MHz	Degrees	—	5.0	—	—

Please Note that the photograph above indicates typical package only, not actual unit.

S 0180 I

**ADVANCED:** Data Sheets contain information regarding a product M/A-COM Technology Solutions is considering for development. Performance is based on target specifications, simulated results, and/or prototype measurements. Commitment to develop is not guaranteed.  
**PRELIMINARY:** Data Sheets contain information regarding a product M/A-COM Technology Solutions has under development. Performance is based on engineering tests. Specifications are typical. Mechanical outline has been fixed. Engineering samples and/or test data may be available. Commitment to produce in volume is not guaranteed.

• **North America** Tel: 800.366.2266 • **Europe** Tel: +353.21.244.6400  
 • **India** Tel: +91.80.43537383 • **China** Tel: +86.21.2407.1588  
 Visit [www.macomtech.com](http://www.macomtech.com) for additional data sheets and product information.

M/A-COM Technology Solutions Inc. and its affiliates reserve the right to make changes to the product(s) or information contained herein without notice.

**Absolute Maximum Ratings**

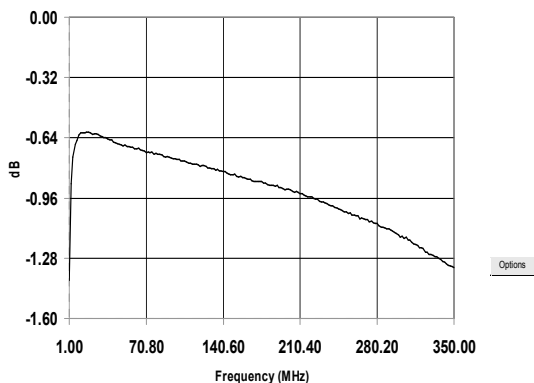
Parameter	Absolute Maximum
RF Power	250 mW
DC Current	30 mA
Operating Temperature	-20°C to +85°C
Storage Temperature	-20°C to +85°C

**Functional Configuration**

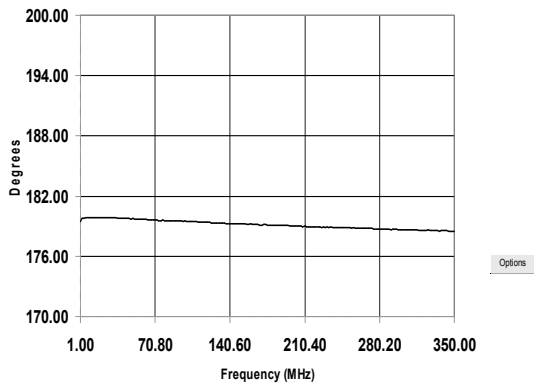
Function	Pin No.
Secondary	1
Secondary CT	2
Secondary Dot	3
Primary Dot	5
Primary	4

**Typical Performance @ 25°C**

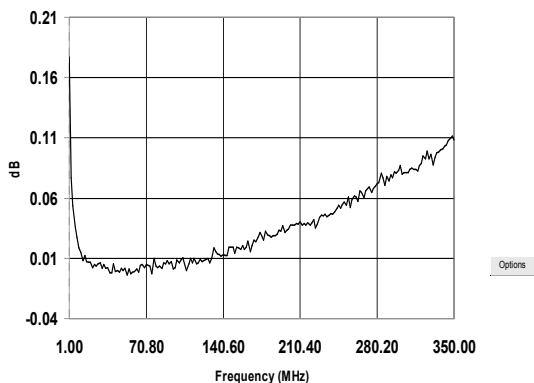
**Insertion Loss**



**Phase Unbalance**



**Amplitude Unbalance**



S 0180 I

**ADVANCED:** Data Sheets contain information regarding a product M/A-COM Technology Solutions is considering for development. Performance is based on target specifications, simulated results, and/or prototype measurements. Commitment to develop is not guaranteed.  
**PRELIMINARY:** Data Sheets contain information regarding a product M/A-COM Technology Solutions has under development. Performance is based on engineering tests. Specifications are typical. Mechanical outline has been fixed. Engineering samples and/or test data may be available. Commitment to produce in volume is not guaranteed.

• **North America** Tel: 800.366.2266 • **Europe** Tel: +353.21.244.6400  
 • **India** Tel: +91.80.43537383 • **China** Tel: +86.21.2407.1588  
 Visit [www.macomtech.com](http://www.macomtech.com) for additional data sheets and product information.

M/A-COM Technology Solutions Inc. and its affiliates reserve the right to make changes to the product(s) or information contained herein without notice.