

Features

- Constant Gamma Abrupt Junction: 0.5
Hyperabrupt Junctions: 0.75, 1.25 and 1.5
- Low Cost
 - Surface Mount Packages
- Very High Quality Factor
- Capacitance Ratio to 10:1
- Case Style 1056 is Hermetic and may be Screened to JANTX levels
- Tape and Reel Packaging Available

Description Applications

M/A-COM offers four families of low cost surface mount gallium arsenide tuning varactors. All families have silicon nitride protected junctions for low leakage current and high reliability.

The **MA46H500 through MA46H504** family has hyperabrupt junctions with constant gamma of 1.5 from 2 to 12 volts and high quality factor.

The **MA46H200 through MA46H204** family has hyperabrupt junctions with constant gamma of 1.25 from 2 to 20 volts and higher quality factor.

The **MA46H070 through MA46H073** family has hyperabrupt junctions with constant gamma of 0.75 from 0 to 20 volts and very high quality factor.

The **MA46504 through MA46506** family has abrupt junctions with constant gamma of 0.5 from 0 to 30 volts and the highest quality factor.

Applications

The **MA46H500 through MA46H504 (gamma 1.5)** family of constant gamma hyperabrupt GaAs tuning varactors is designed for wide bandwidth VCOs and voltage tuned filters where limited bias voltage is available. These varactors have lower quality factor than the other families of GaAs varactors.

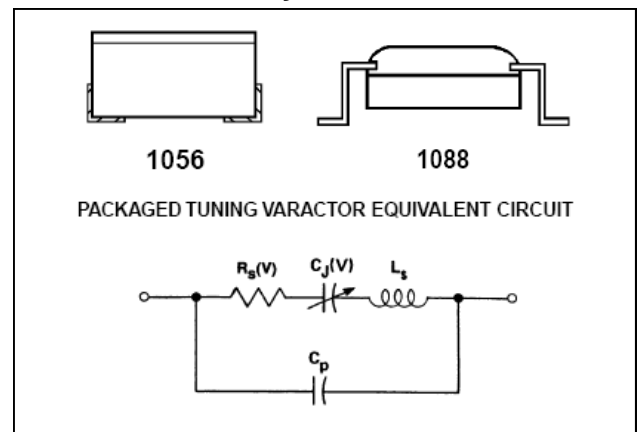
The **MA46H200 through M46H204 (gamma 1.25)** family of constant gamma hyperabrupt GaAs tuning varactors has the largest capacitance ratio of the families of GaAs varactors and high quality factor. These diodes are very well suited for wide bandwidth VCOs and VTFs where the optimum combination of very wide tuning range and high quality factor is required.

Absolute Maximum Ratings¹ @ T_A=+25 °C

Parameter	Absolute Maximum	
	Case 1056	Case 1088
Operating Temperature	-65°C to +150°C	-65°C to +125°C
Storage Temperature	-65°C to +200°C	-65°C to +125°C
Reverse Voltage	Breakdown Voltage	
Forward Current	50mA @ 25°C	
Power Dissipation	50mW @ 25°C , derate linearly to 0mW at maximum operating temperature	

1. Operation of this device above any one of these parameters may cause permanent damage.

Common Case styles



The **MA46H070 through MA46H073 (gamma 0.75)** family of constant gamma hyperabrupt GaAs tuning varactors has quality factor approaching that of abrupt junction varactors, but higher capacitance change versus tuning voltage. These diodes are very well suited for narrower bandwidth VCOs and VTFs where wide tuning range and very high quality factor are required.

The **MA46504 through MA46506 (gamma 0.5)** family of constant gamma abrupt GaAs tuning varactors has the highest quality factor. These diodes are very well suited for narrower bandwidth VCOs and VTFs where highest quality factor is of paramount concern.

*Specifications are subject to change without prior notice

ADVANCED: Data Sheets contain information regarding a product M/A-COM Technology Solutions is considering for development. Performance is based on target specifications, simulated results, and/or prototype measurements. Commitment to develop is not guaranteed.

PRELIMINARY: Data Sheets contain information regarding a product M/A-COM Technology Solutions has under development. Performance is based on engineering tests. Specifications are typical. Mechanical outline has been fixed. Engineering samples and/or test data may be available. Commitment to produce in volume is not guaranteed.

• **North America** Tel: 800.366.2266 / Fax: 978.366.2266
 • **Europe** Tel: 44.1908.574.200 / Fax: 44.1908.574.300
 • **Asia/Pacific** Tel: 81.44.844.8296 / Fax: 81.44.844.8298

Visit www.macomtech.com for additional data sheets and product information.

M/A-COM Technology Solutions Inc. and its affiliates reserve the right to make changes to the product(s) or information contained herein without notice.

Surface Mount GaAs Tuning Varactors

Rev. V6

Electrical Specifications @ $T_A = +25\text{ }^\circ\text{C}$

Gamma 0.5 Abrupt Tuning Varactors

Breakdown Voltage @ $10\text{ }\mu\text{A} = 30\text{ V}$ minimum

Reverse Current @ $24\text{ V} = 100\text{ nA}$ maximum

$\text{Gamma}^2 = 0.48 - 0.50$, $\text{VR} = 0$ to 30 V

Part Number	Total Capacitance ^{2,3,5} +/-10%	Total Capacitance Ratio ⁵	Q Minimum
	$\text{Vr}=4\text{ V}$	$\frac{\text{Vr}=0\text{ V}}{\text{Vr}=30\text{ V}}$	$\text{Vr}=4\text{ V}$ $f=50\text{ MHz}$
	(pF)	-	-
MA46504	0.5 - 0.7	2.1	6000
MA46505	0.9 - 1.1	2.8	5700

Electrical Specifications @ $T_A = +25\text{ }^\circ\text{C}$

Gamma 1.25 Hyperabrupt Tuning Varactors

Breakdown Voltage @ $10\text{ }\mu\text{A} = 22\text{ V}$ minimum

Reverse Current @ $16\text{ V} = 100\text{ nA}$ maximum

$\text{Gamma}^2 = 1.13 - 1.38$, $\text{VR} = 2$ to 20 V

Part Number	Total Capacitance ^{2,3,5} +/-10%	Total Capacitance Ratio ⁵	Q Minimum
	$\text{Vr}=4\text{ V}$	$\frac{\text{Vr}=2\text{ V}}{\text{Vr}=20\text{ V}}$	$\text{Vr}=4\text{ V}$ $f=50\text{ MHz}$
	(pF)	-	-
MA46H200	0.5-0.7	3	3000
MA46H201	0.9-1.1	4.1	3000
MA46H202 ⁶	2.7-3.3	5.6	2000
MA46H203	4.5-5.5	10	1500
MA46H204	9-11	10	1500

Electrical Specifications @ $T_A = +25\text{ }^\circ\text{C}$

Gamma 0.75 Hyperabrupt Tuning Varactors

Breakdown Voltage @ $10\text{ }\mu\text{A} = 20\text{ V}$ minimum

Reverse Current @ $16\text{ V} = 100\text{ nA}$ maximum

$\text{Gamma}^2 = 0.68 - 0.83$, $\text{VR} = 0$ to 20 V

Part Number	Total Capacitance ^{2,3,5} +/-10%	Total Capacitance Ratio ⁵	Q Minimum
	$\text{Vr}=4\text{ V}$	$\frac{\text{Vr}=0\text{ V}}{\text{Vr}=20\text{ V}}$	$\text{Vr}=4\text{ V}$ $f=50\text{ MHz}$
	(pF)	-	-
MA46H070	0.5 - 0.7	5.5	4500
MA46H071	0.9 - 1.1	6.4	4500
MA46H072	2.7 - 3.3	7.5	3000
MA46H073	4.5 - 5.5	7.5	2200

Electrical Specifications @ $T_A = +25\text{ }^\circ\text{C}$

Gamma 1.5 Hyperabrupt Tuning Varactors

Breakdown Voltage @ $10\text{ }\mu\text{A} = 18\text{ V}$ minimum

Reverse Current @ $14\text{ V} = 100\text{ nA}$ maximum

$\text{Gamma}^2 = 1.4 - 1.6$, $\text{VR} = 2$ to 12 V

Part Number	Total Capacitance ^{2,3,5} +/-10%	Total Capacitance Ratio ⁵	Q Minimum
	$\text{Vr}=4\text{ V}$	$\frac{\text{Vr}=2\text{ V}}{\text{Vr}=12\text{ V}}$	$\text{Vr}=4\text{ V}$ $f=50\text{ MHz}$
	(pF)	-	-
MA46H500	0.5-0.7	2.8	2500
MA46H501	0.9-1.1	3.9	2500
MA46H503	4.5-5.5	8.1	1200
MA46H504	9-11	8.1	1200

- Case parasitics (C_p and L_s) are given for most case styles along with case outlines in the appendix. The C_p values listed typically have tolerances of $\pm 0.02\text{ pF}$.
- The values guaranteed for gamma are measured on unpackaged chips. The total capacitance versus bias voltage curve will deviate slightly from the chip capacitance versus bias voltage curve due to the package parasitic capacitance (C_p).
- Capacitance is measured at 1 MHz .
- Reverse voltage (VR) is measured at 10 microamps .
- The total capacitance and capacitance ratios shown are for diodes housed in case style 30. Other case styles will result in different values.
- When ordering MA46H202-134 as whole wafer P/N is MAVR-0046202-0134WR

*Specifications are subject to change without prior notice

2

ADVANCED: Data Sheets contain information regarding a product M/A-COM Technology Solutions is considering for development. Performance is based on target specifications, simulated results, and/or prototype measurements. Commitment to develop is not guaranteed.

PRELIMINARY: Data Sheets contain information regarding a product M/A-COM Technology Solutions has under development. Performance is based on engineering tests. Specifications are typical. Mechanical outline has been fixed. Engineering samples and/or test data may be available. Commitment to produce in volume is not guaranteed.

• **North America** Tel: 800.366.2266 / Fax: 978.366.2266

• **Europe** Tel: 44.1908.574.200 / Fax: 44.1908.574.300

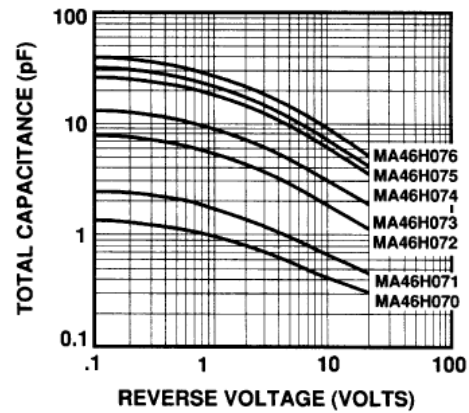
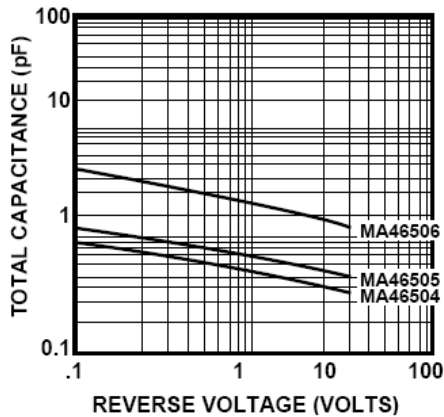
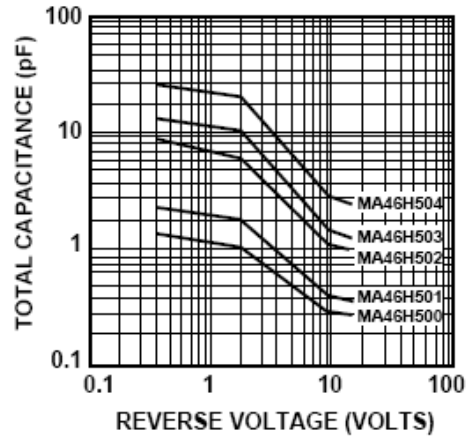
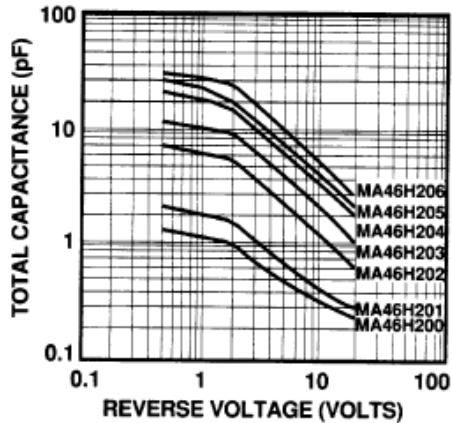
• **Asia/Pacific** Tel: 81.44.844.8296 / Fax: 81.44.844.8298

Visit www.macomtech.com for additional data sheets and product information.

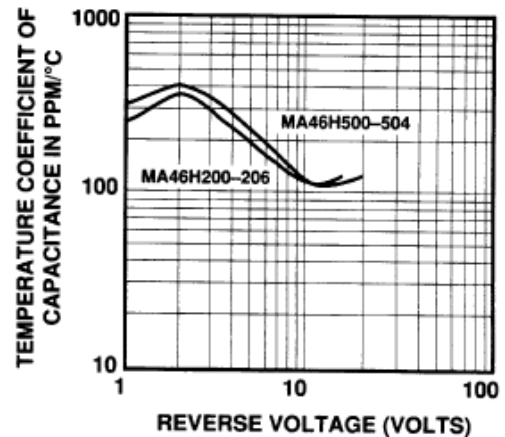
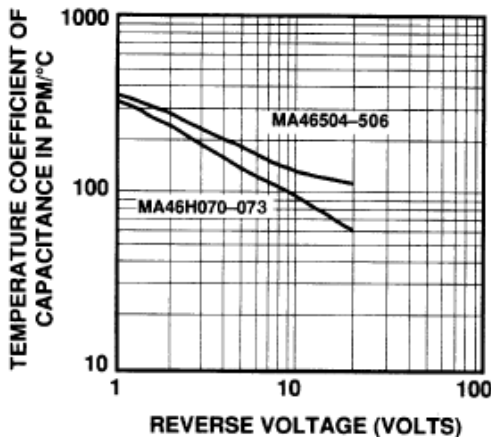
M/A-COM Technology Solutions Inc. and its affiliates reserve the right to make changes to the product(s) or information contained herein without notice.

Typical Performance Curves

Capacitance vs Reverse Voltage



Temperature Coefficient of Capacitance vs Reverse Voltage



ADVANCED: Data Sheets contain information regarding a product M/A-COM Technology Solutions is considering for development. Performance is based on target specifications, simulated results, and/or prototype measurements. Commitment to develop is not guaranteed.
PRELIMINARY: Data Sheets contain information regarding a product M/A-COM Technology Solutions has under development. Performance is based on engineering tests. Specifications are typical. Mechanical outline has been fixed. Engineering samples and/or test data may be available. Commitment to produce in volume is not guaranteed.

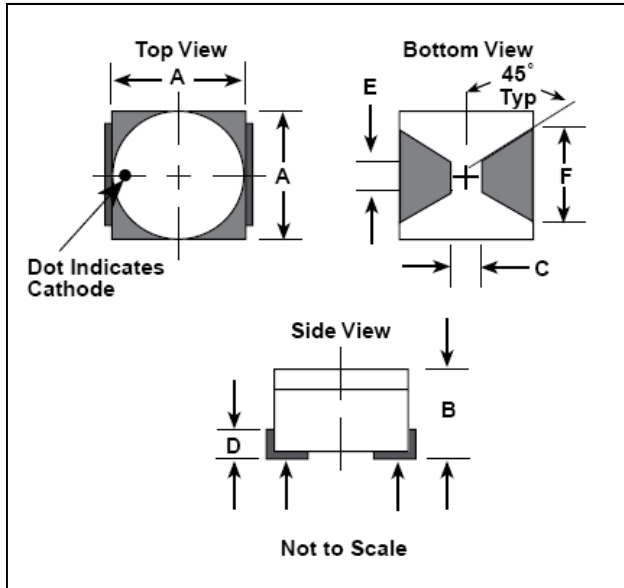
- **North America** Tel: 800.366.2266 / Fax: 978.366.2266
- **Europe** Tel: 44.1908.574.200 / Fax: 44.1908.574.300
- **Asia/Pacific** Tel: 81.44.844.8296 / Fax: 81.44.844.8298

Visit www.macomtech.com for additional data sheets and product information.

M/A-COM Technology Solutions Inc. and its affiliates reserve the right to make changes to the product(s) or information contained herein without notice.

Case Styles

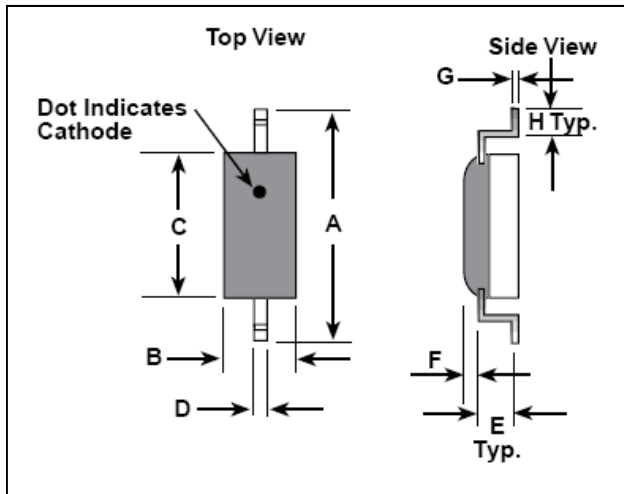
ODS-1056



DIM.	INCHES		MILLIMETERS	
	MIN.	MAX.	MIN.	MAX.
A	0.065	0.075	1.72	1.90
B	0.034	0.041	0.86	1.04
C	0.030	0.036	0.76	0.91
D	0.013	0.017	0.33	0.44
E	0.010	0.014	0.25	0.36
F	0.043	0.053	1.09	1.35

Package Capacitance: 0.15 pF Typical
 Package Inductance: 0.45 nH Typical

ODS-1088



DIM.	INCHES		MILLIMETERS	
	MIN.	MAX.	MIN.	MAX.
A	0.175	0.195	4.44	4.95
B	0.040	0.050	1.02	1.27
C	0.085	0.095	2.16	2.41
D	0.015	0.025	0.38	0.64
E	0.010	0.015	0.25	0.38
F	0.015	0.020	0.38	0.51
G	0.004	0.006	0.10	0.15
H	0.020	0.030	0.51	0.76
J	0.013	0.033	0.33	0.84
K	0.003	0.005	0.08	0.13

Ordering Information

These GaAs tuning varactors are available in either case style as shown. When ordering, specify the desired case style by adding the case designation as a suffix to the model number. For example, a MA46H200-1088 specifies a 1.25 gamma hyperabrupt tuning diode in case style 1088.

*Specifications are subject to change without prior notice

ADVANCED: Data Sheets contain information regarding a product M/A-COM Technology Solutions is considering for development. Performance is based on target specifications, simulated results, and/or prototype measurements. Commitment to develop is not guaranteed.
PRELIMINARY: Data Sheets contain information regarding a product M/A-COM Technology Solutions has under development. Performance is based on engineering tests. Specifications are typical. Mechanical outline has been fixed. Engineering samples and/or test data may be available. Commitment to produce in volume is not guaranteed.

• **North America** Tel: 800.366.2266 / Fax: 978.366.2266
 • **Europe** Tel: 44.1908.574.200 / Fax: 44.1908.574.300
 • **Asia/Pacific** Tel: 81.44.844.8296 / Fax: 81.44.844.8298
 Visit www.macomtech.com for additional data sheets and product information.

M/A-COM Technology Solutions Inc. and its affiliates reserve the right to make changes to the product(s) or information contained herein without notice.