

4:1 flux Coupled Transformer
5-200MHz

MABA-008260-CF4A40
V1

Features

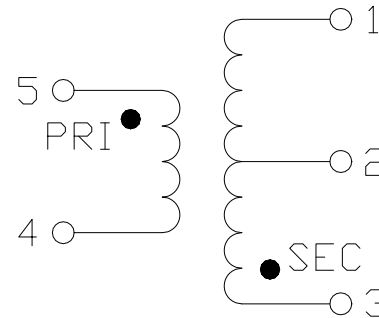
- SMT unit.
- 4:1 Impedance
- 260°C Reflow Compatible
- RoHS* Compliant
- RoHS version of MABACT0045
- Available on Tape and Reel. Reel quantity 2000

Description

M/A-COM's MABA-008260-CF4A40 is a low cost surface mount 4:1 flux coupled transformer. Ideally suited for high volume CATV/Broadband applications. Suitable for use in 50 Ohm and 75 Ohm systems.



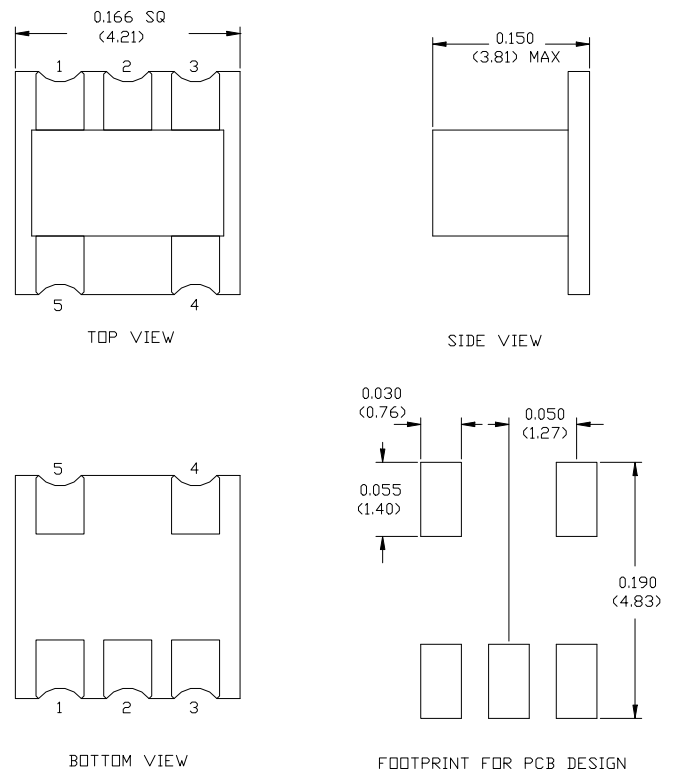
Schematic



Pin Configuration

Pin No.	Function
1	Secondary Output 2
2	Centre Tap (ground)
3	Secondary Dot Output 1
4	Primary (ground)
5	Primary Dot (input)

Case Style: SM-164



Ordering Information

Part Number	Package
MABA-008260-CF4A40	2000
MABA-008260-CF4ATB	Customer Test Board

Note: Reference Application Note **M513** for reel size information.

* Restrictions on Hazardous Substances, European Union Directive 2002/95/EC.

1

ADVANCED: Data Sheets contain information regarding a product M/A-COM Technology Solutions is considering for development. Performance is based on target specifications, simulated results, and/or prototype measurements. Commitment to develop is not guaranteed.

PRELIMINARY: Data Sheets contain information regarding a product M/A-COM Technology Solutions has under development. Performance is based on engineering tests. Specifications are typical. Mechanical outline has been fixed. Engineering samples and/or test data may be available. Commitment to produce in volume is not guaranteed.

• **North America** Tel: 800.366.2266 • **Europe** Tel: +353.21.244.6400
• **India** Tel: +91.80.4155721 • **China** Tel: +86.21.2407.1588

Visit www.macomtech.com for additional data sheets and product information.

M/A-COM Technology Solutions Inc. and its affiliates reserve the right to make changes to the product(s) or information contained herein without notice.

4:1 flux Coupled Transformer
5-200MHz

MABA-008260-CF4A40
V1

Electrical Specifications: $T_A = 25^\circ\text{C}$, $Z_0 = 75\Omega$ ¹

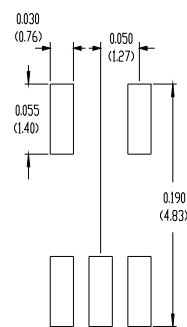
Parameter	Frequency	Units	Min	Typ	Max
Insertion Loss	5 - 65 MHz	dB	-	0.6	1.0
	65 - 200 MHz	dB	-	0.8	1.0
Amplitude Balance	5 - 200 MHz	dB	-	0.2	0.3
Phase Balance	5 - 65 MHz	dB	-	0.1	2.0
	65 - 200 MHz	dB	-	0.3	3.0
Input Return Loss	5 - 65 MHz	dB	15	25	-
	65 - 200 MHz	dB	12	17	-

Absolute Maximum Ratings ^{1,2}

Parameter	Absolute Maximum
RF Power	250 mW
DC current	30mA
Operating Temperature	-40°C to +85°C
Storage Temperature	-40°C to +85°C

- Exceeding any one or combination of these limits may cause permanent damage to this device.
- M/A-COM does not recommend sustained operation near these survivability limits.

Recommended PCB Configuration



FOOTPRINT FOR PCB DESIGN

2

ADVANCED: Data Sheets contain information regarding a product M/A-COM Technology Solutions is considering for development. Performance is based on target specifications, simulated results, and/or prototype measurements. Commitment to develop is not guaranteed.

PRELIMINARY: Data Sheets contain information regarding a product M/A-COM Technology Solutions has under development. Performance is based on engineering tests. Specifications are typical. Mechanical outline has been fixed. Engineering samples and/or test data may be available. Commitment to produce in volume is not guaranteed.

- North America Tel: 800.366.2266
- Europe Tel: +353.21.244.6400
- India Tel: +91.80.4155721
- China Tel: +86.21.2407.1588

Visit www.macomtech.com for additional data sheets and product information.

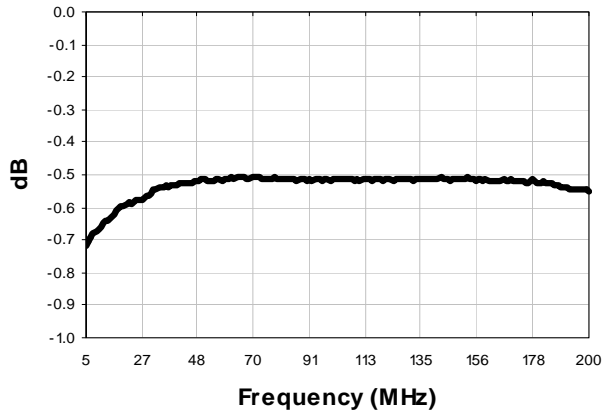
M/A-COM Technology Solutions Inc. and its affiliates reserve the right to make changes to the product(s) or information contained herein without notice.

4:1 flux Coupled Transformer
5-200MHz

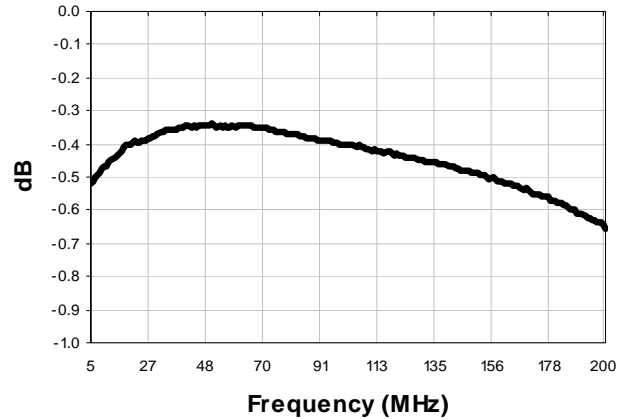
MABA-008260-CF4A40
V1

Typical Performance Curves: $T_A = 25^\circ\text{C}$, $Z_0 = 75\Omega$ ¹

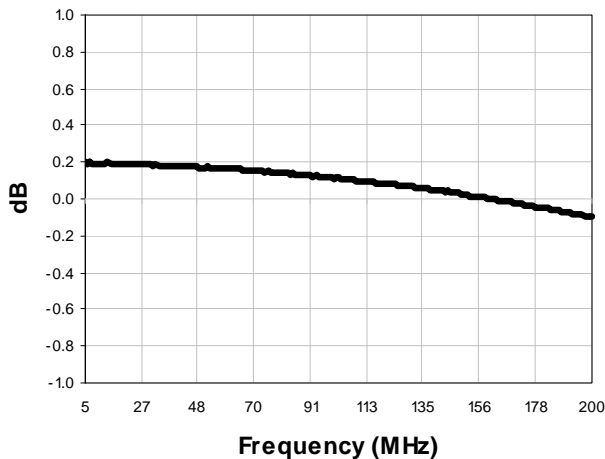
Insertion Loss 1: pin 5-3



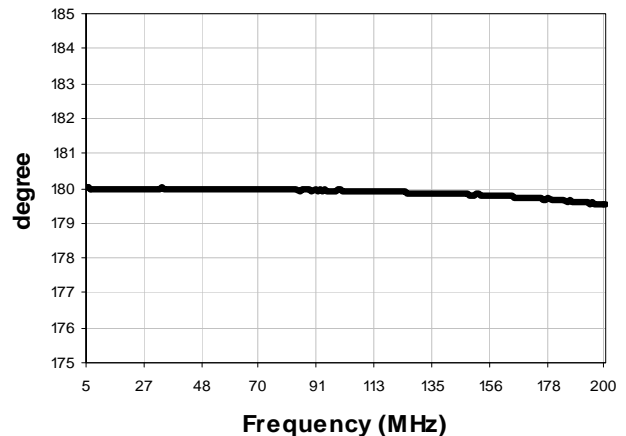
Insertion Loss 2: pin 5-1



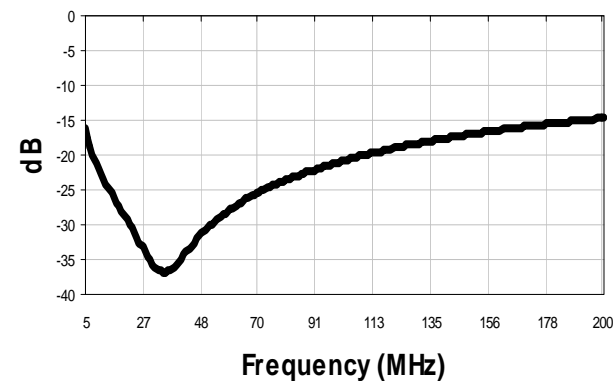
Amplitude Balance



Phase Balance



Return Loss: Input



3

ADVANCED: Data Sheets contain information regarding a product M/A-COM Technology Solutions is considering for development. Performance is based on target specifications, simulated results, and/or prototype measurements. Commitment to develop is not guaranteed.

PRELIMINARY: Data Sheets contain information regarding a product M/A-COM Technology Solutions has under development. Performance is based on engineering tests. Specifications are typical. Mechanical outline has been fixed. Engineering samples and/or test data may be available. Commitment to produce in volume is not guaranteed.

• **North America** Tel: 800.366.2266 • **Europe** Tel: +353.21.244.6400
• **India** Tel: +91.80.4155721 • **China** Tel: +86.21.2407.1588

Visit www.macomtech.com for additional data sheets and product information.

M/A-COM Technology Solutions Inc. and its affiliates reserve the right to make changes to the product(s) or information contained herein without notice.