

E-Series RF 1.5:1 Transformer 2 – 1000 MHz

MABA-008752-TC1P57
V2

Features

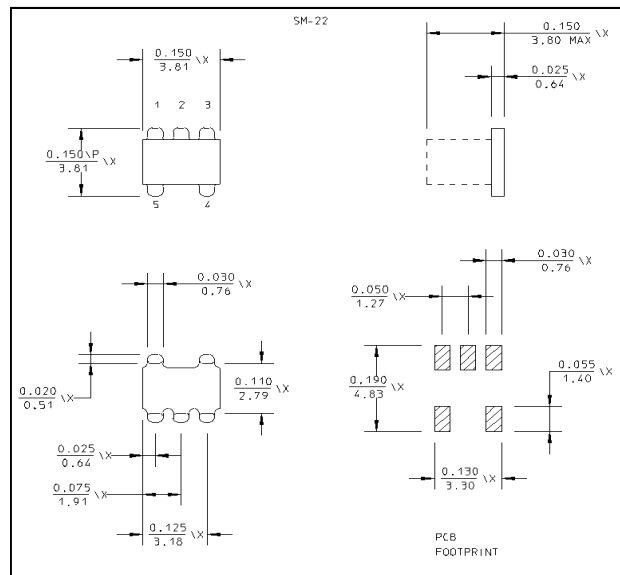
- 1.5:1 Impedance Ratio
- Surface Mount
- Tape and reel packaging available
- 260°C Reflow Compatible
- RoHS* compliant version of the ETC1.5-7

Description

M/A-COM's MABA-008752-TC1P57 is a RoHS Compliant 1.5:1 RF transformer in a low cost, surface mount package. Typical applications include single to balanced mode conversion and impedance matching.

The MABA-008752-TC1P57 is available in a SM-22 surface mount package and is designed to be utilized in both RoHS and standard reflow profiles. Parts are packaged in tape & reel.

SM - 22 Package



Ordering Information

Part Number	Package
MABA-008752-TC1P57	Tape and Reel (2000 piece Reel)

Absolute Maximum Ratings ^{1,2}

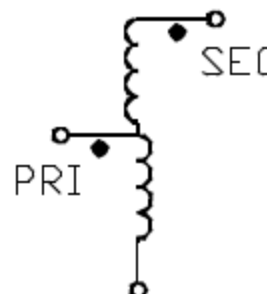
Parameter	Absolute Maximum
Impedance	50 Ohms nominal
Operating Temperature	-40°C to +85°C
Storage Temperature	-55°C to +125°C

1. Exceeding any one or combination of these limits may cause permanent damage to this device.
2. M/A-COM does not recommend sustained operation near these survivability limits.

Pin Configuration

Pin No.	Function
1	Primary & Secondary
2	Primary Dot
3	Secondary Dot
4	Not Connected
5	Not Connected

Schematic



This PRELIMINARY Data Sheet contains information regarding a product M/A-COM has under development. Performance is based on measured results and target specifications. Commitment to produce in volume is not guaranteed.

* Restrictions on Hazardous Substances, European Union Directive 2002/95/EC.

E-Series RF 1.5:1 Transformer
2 – 1000 MHz

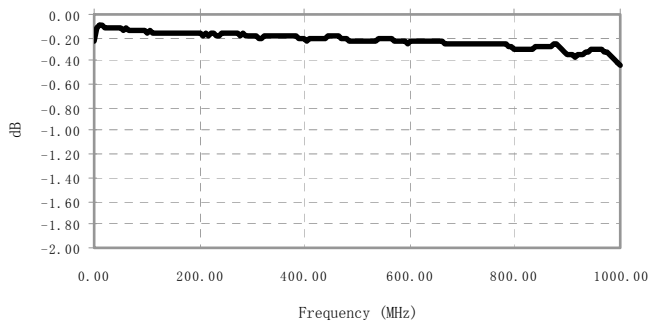
MABA-008752-TC1P57
V2

Electrical Specifications: $T_A = 25^\circ\text{C}$, $Z_0 = 50\Omega$

Parameter	Test Conditions	Frequency	Units	Min	Typ	Max
RF Frequency	—	2 - 1000	MHz	—	—	—
Insertion Loss	—	2 - 300	dB	—	0.4	0.5
		2 - 600	dB	—	0.4	0.6
		2 - 1000	dB	—	0.5	1.0

Typical Performance Curves

Insertion Loss



Return Loss

