




E-Series RF 4:1 Auto Transformer 20 - 1000 MHz

SM-22 Package

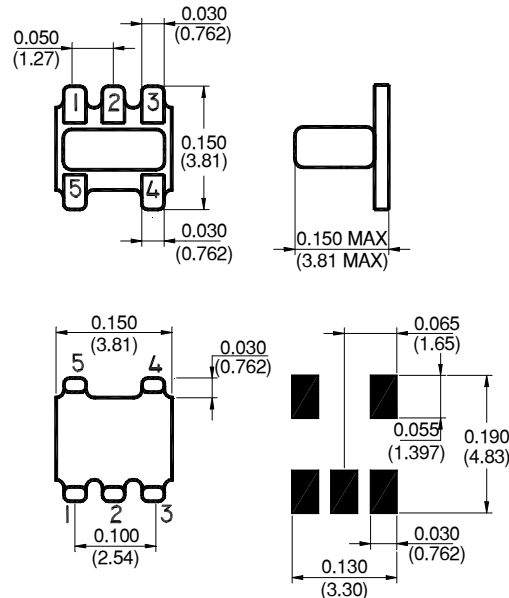
Features

- Surface Mount
- 4:1 Impedance Ratio



Description

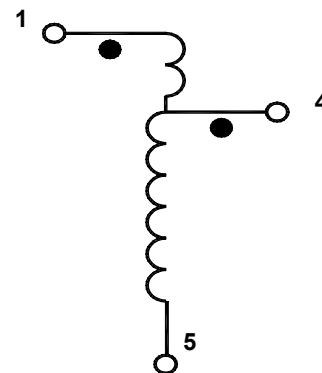
M/A-COM's MABAES0034 is a 4:1 RF transformer in a low cost, surface mount package. Ideally suited for high volume cellular and wireless applications.



Functional Configuration

Function	Pin No.
Primary dot	1
Primary	5
Primary CT	-
Secondary dot	4
Secondary	5
Secondary CT	-
Case Ground	-
Not Connected	2,3

Schematic



Absolute Maximum Ratings

Parameter	Absolute Maximum
RF Power	250 mW
DC Current	30 mA
Storage Temperature	-55°C to +100°C

Electrical Specifications @25°C

Parameter	Units	Nominal	Typical	Minimum	Maximum
Frequency Range	20 - 1000	MHz	—	—	—
Insertion Loss ($f_L - f_U$)					
20 - 500 MHz	dB	—	1.8	—	2.0
500 - 1000 MHz	dB	—	2.2	—	2.5

Note: photograph above indicates package only ,not actual unit.

S 1630 C V 1.0

ADVANCED: Data Sheets contain information regarding a product M/A-COM Technology Solutions is considering for development. Performance is based on target specifications, simulated results, and/or prototype measurements. Commitment to develop is not guaranteed.
PRELIMINARY: Data Sheets contain information regarding a product M/A-COM Technology Solutions has under development. Performance is based on engineering tests. Specifications are typical. Mechanical outline has been fixed. Engineering samples and/or test data may be available. Commitment to produce in volume is not guaranteed.

• **North America** Tel: 800.366.2266 • **Europe** Tel: +353.21.244.6400
 • **India** Tel: +91.80.43537383 • **China** Tel: +86.21.2407.1588 1
 Visit www.macomtech.com for additional data sheets and product information.