

## Features

- 2-way
- 90 Degree
- Surface Mount
- Tape and reel packaging available
- 260°C Reflow Compatible
- RoHS\* compliant

## Product Image



## Description

M/A-COM's MAPD-009850-HW1268 is a RoHS Compliant 2-way 90° power divider in a low cost, surface mount package. Ideally suited for high volume cellular, wireless applications.

The MAPD-009850-HW1268 is available in a SM-89 surface mount package and is designed to be utilized in both RoHS and standard reflow profiles. Parts are packaged in tape & reel.

## Ordering Information

Part Number	Package
MAPD-009850-HW1268	Tape and Reel (900 piece Reel)

## Electrical Specifications: $T_A = 25^\circ\text{C}$ , $Z_0 = 50\Omega$

Frequency Range	Test Conditions	Units	Min.	Typ.	Max.
Insertion Loss	112 - 168 MHz	dB	—	0.5	1.2
Isolation	112 - 168 MHz	dB	18	23	—
Amplitude Unbalance	112 - 168 MHz	dB	—	1.0	2.0
Phase Unbalance	112 - 168 MHz	°	—	1°	2°
Input Return Loss	112 - 168 MHz	dB	20	24	—

## Absolute Maximum Ratings <sup>1,2</sup>

Parameter	Absolute Maximum
Impedance	50 Ohms nominal
RF Power	1 Watt
Internal Load Dissipation	0.125 Watt
Operating Temperature	-40°C to +85°C
Storage Temperature	-55°C to +125°C

## Pin Configuration

Pin No.	Function
Input	1
Port 1	4
Port 2	6
External 50 Ohms	3
Not Connected	2,5

1. Exceeding any one or combination of these limits may cause permanent damage to this device.
2. M/A-COM does not recommend sustained operation near these survivability limits.

\* Restrictions on Hazardous Substances, European Union Directive 2002/95/EC.

**ADVANCED:** Data Sheets contain information regarding a product M/A-COM is considering for development. Performance is based on target specifications, simulated results, and/or prototype measurements. Commitment to develop is not guaranteed.

**PRELIMINARY:** Data Sheets contain information regarding a product M/A-COM has under development. Performance is based on engineering tests. Specifications are typical. Mechanical outline has been fixed. Engineering samples and/or test data may be available. Commitment to produce in volume is not guaranteed.

• **North America** Tel: 800.366.2266 / Fax: 978.366.2266

• **Europe** Tel: 44.1908.574.200 / Fax: 44.1908.574.300

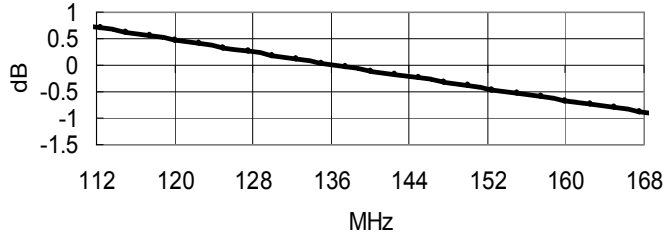
• **Asia/Pacific** Tel: 81.44.844.8296 / Fax: 81.44.844.8298

Visit [www.macom.com](http://www.macom.com) for additional data sheets and product information.

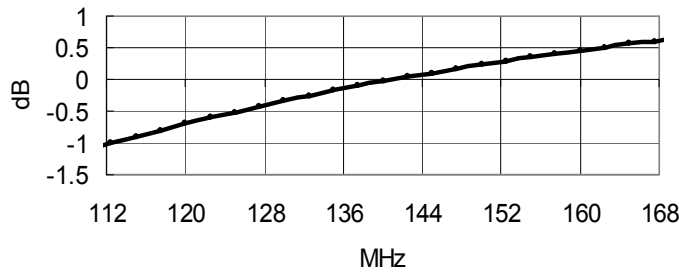
M/A-COM Inc. and its affiliates reserve the right to make changes to the product(s) or information contained herein without notice.

## Typical Performance Curves

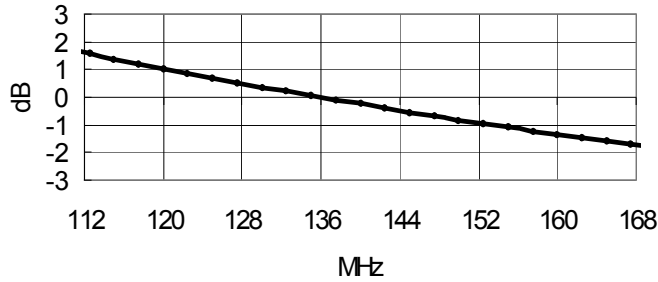
**Insertion Loss Port 1**



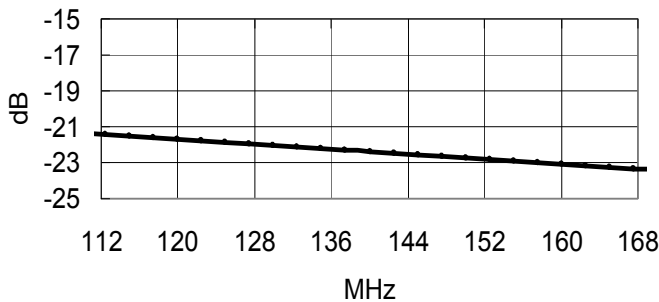
**Insertion Loss port 2**



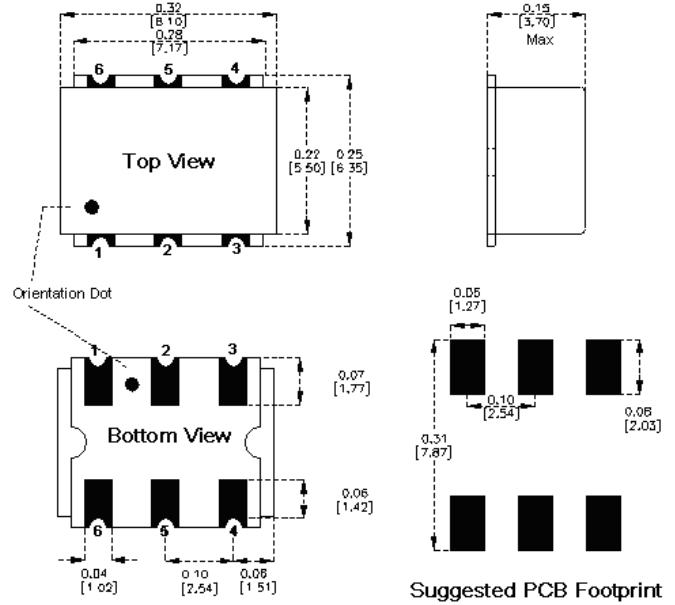
**Amplitude Unbalance**



**Isolation**

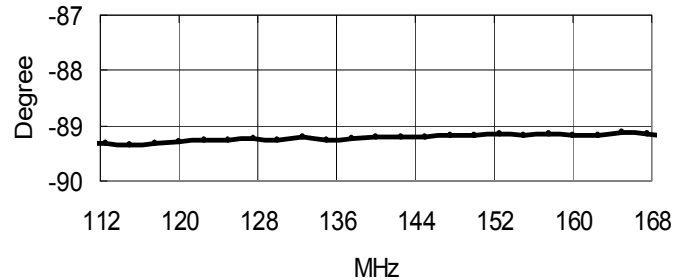


## SM - 89 Package

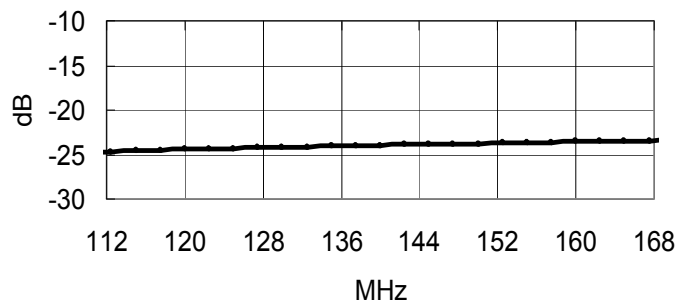


\* Dimensions are inches (millimeters) ± 0.015 (0.38) unless otherwise specified.

**Phase Unbalance**



**Input Return Loss**



**ADVANCED:** Data Sheets contain information regarding a product M/A-COM is considering for development. Performance is based on target specifications, simulated results, and/or prototype measurements. Commitment to develop is not guaranteed.  
**PRELIMINARY:** Data Sheets contain information regarding a product M/A-COM has under development. Performance is based on engineering tests. Specifications are typical. Mechanical outline has been fixed. Engineering samples and/or test data may be available. Commitment to produce in volume is not guaranteed.

- **North America** Tel: 800.366.2266 / Fax: 978.366.2266
- **Europe** Tel: 44.1908.574.200 / Fax: 44.1908.574.300
- **Asia/Pacific** Tel: 81.44.844.8296 / Fax: 81.44.844.8298

Visit [www.macom.com](http://www.macom.com) for additional data sheets and product information.

M/A-COM Inc. and its affiliates reserve the right to make changes to the product(s) or information contained herein without notice.