


2 Way 0° Power Divider
5-2400MHz

MAPDCT0026
V1P

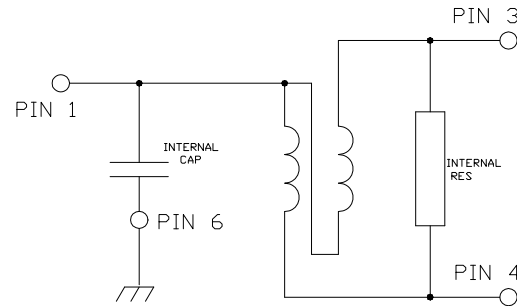
Features

- Surface Mount
- 2 Way 0 degree
- 260°C Reflow Compatible
- RoHS* Compliant
- RoHS version of MAPDCT0012.
- Available on Tape and Reel. Reel quantity 2000

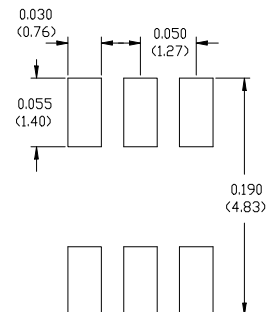
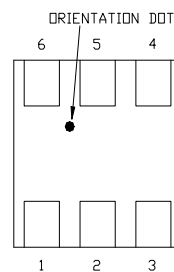
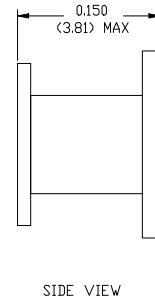
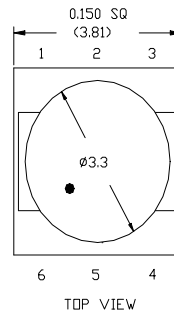
Description



Schematic



Case Style: SM-156



Pin Configuration

Pin No.	Function
1	Input
2	Not connected (ground)
3	Output 1
4	Output 2
5	Not connected (ground)
6	Ground

Ordering Information

Part Number	Package
MAPDCT0026TR	2000 piece reel
MAPD-007996-CT26TB	Customer Test Board

Dimensions in inches [mm] Tolerance: .xx ± .02, .xxx ± .010

Note: Reference Application Note **M513** for reel size information.

* Restrictions on Hazardous Substances, European Union Directive 2002/95/EC.

2 Way 0° Power Divider
5-2400MHz

MAPDCT0026
V1P

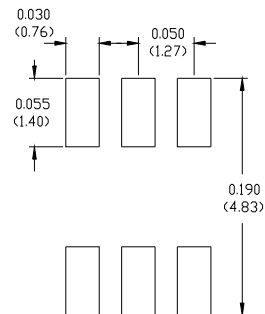
Electrical Specifications: $T_A = 25^\circ\text{C}$, $Z_0 = 75\Omega$ ¹

Parameter	Test Conditions	Frequency	Units	Min	Typ	Max
Insertion Loss	-	5 - 870 MHz	dB	-	0.7	1.0
		870 - 1000 MHz	dB	-	0.9	1.1
		1000 - 2150 MHz	dB	-	1.2	2.5
		2150 - 2400 MHz	dB	-	2.8	3.9
Amplitude Unbalance (Nominal 0dB)	-	5 - 1000 MHz	dB	-	0.2	± 0.7
		1000 - 2150 MHz	dB	-	0.8	± 1.5
		2150 - 2400 MHz	dB	-	1.3	± 1.8
Phase Unbalance (Nominal 180°)	-	5 - 1000 MHz	°	-	2	± 5
		1000 - 2150 MHz	°	-	2	± 10
		2150 - 2400 MHz	°	-	4	± 12
Return Loss: Input	-	5 - 2150 MHz	dB	9	10	-
		2150 - 2400 MHz	dB	6	9	-
Return Loss: Output	-	5 - 1000 MHz	dB	10	15	-
		1000 - 2400 MHz	dB	6	9	-
Isolation (between outputs)	-	5 - 2400 MHz	dB	10	18	-

Absolute Maximum Ratings^{1,2}

Parameter	Absolute Maximum
Max Input Power	1W
DC current	240mA
Operating Temperature	-40°C to +80°C
Storage Temperature	-40°C to +85°C

Recommended PCB Configuration



- Exceeding any one or combination of these limits may cause permanent damage to this device.
- M/A-COM does not recommend sustained operation near these survivability limits.

2

ADVANCED: Data Sheets contain information regarding a product M/A-COM Technology Solutions is considering for development. Performance is based on target specifications, simulated results, and/or prototype measurements. Commitment to develop is not guaranteed.

PRELIMINARY: Data Sheets contain information regarding a product M/A-COM Technology Solutions has under development. Performance is based on engineering tests. Specifications are typical. Mechanical outline has been fixed. Engineering samples and/or test data may be available. Commitment to produce in volume is not guaranteed.

• **North America** Tel: 800.366.2266 • **Europe** Tel: +353.21.244.6400
• **India** Tel: +91.80.4155721 • **China** Tel: +86.21.2407.1588

Visit www.macomtech.com for additional data sheets and product information.

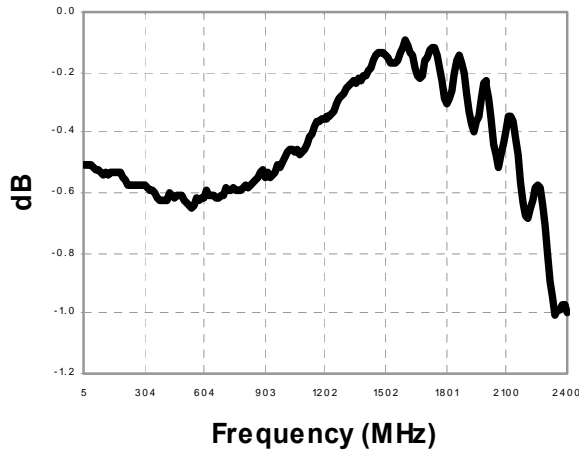
M/A-COM Technology Solutions Inc and its affiliates reserve the right to make changes to the products or information contained herein without notice.

2 Way 0° Power Divider
5-2400MHz

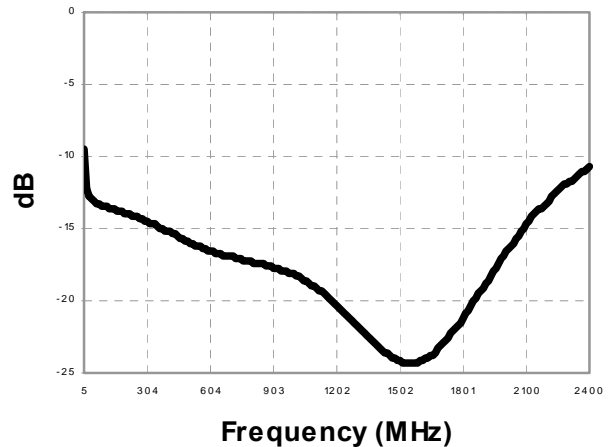
MAPDCT0026
V1P

Typical Performance Curves $T_A = 25^\circ\text{C}$, $Z_0 = 75\Omega$

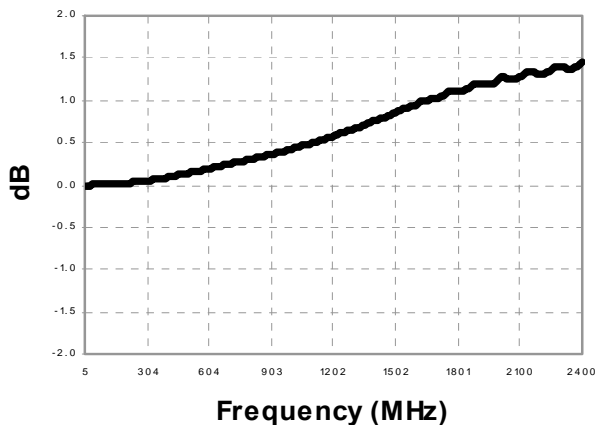
Insertion Loss



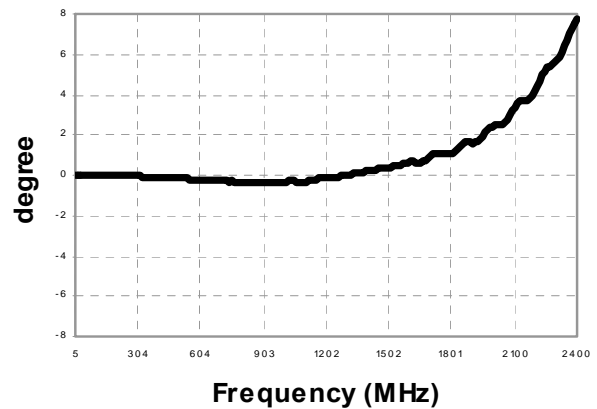
Isolation



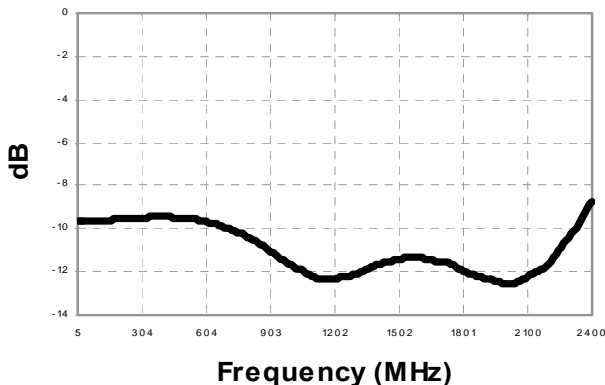
Amplitude Unbalance



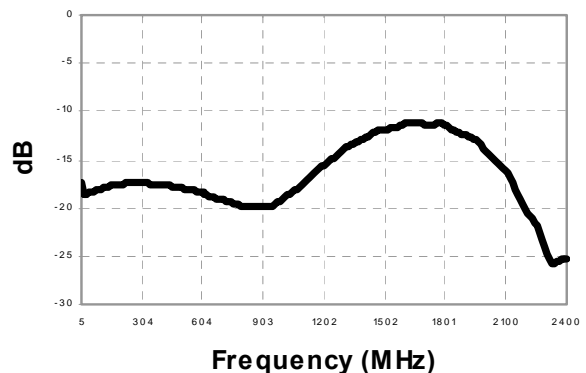
Phase Unbalance



Return Loss: Input



Return Loss: Output



ADVANCED: Data Sheets contain information regarding a product M/A-COM Technology Solutions is considering for development. Performance is based on target specifications, simulated results, and/or prototype measurements. Commitment to develop is not guaranteed.

PRELIMINARY: Data Sheets contain information regarding a product M/A-COM Technology Solutions has under development. Performance is based on engineering tests. Specifications are typical. Mechanical outline has been fixed. Engineering samples and/or test data may be available. Commitment to produce in volume is not guaranteed.

• **North America** Tel: 800.366.2266 • **Europe** Tel: +353.21.244.6400
• **India** Tel: +91.80.4155721 • **China** Tel: +86.21.2407.1588
Visit www.macomtech.com for additional data sheets and product information.

M/A-COM Technology Solutions Inc and its affiliates reserve the right to make changes to the products or information contained herein without notice.