

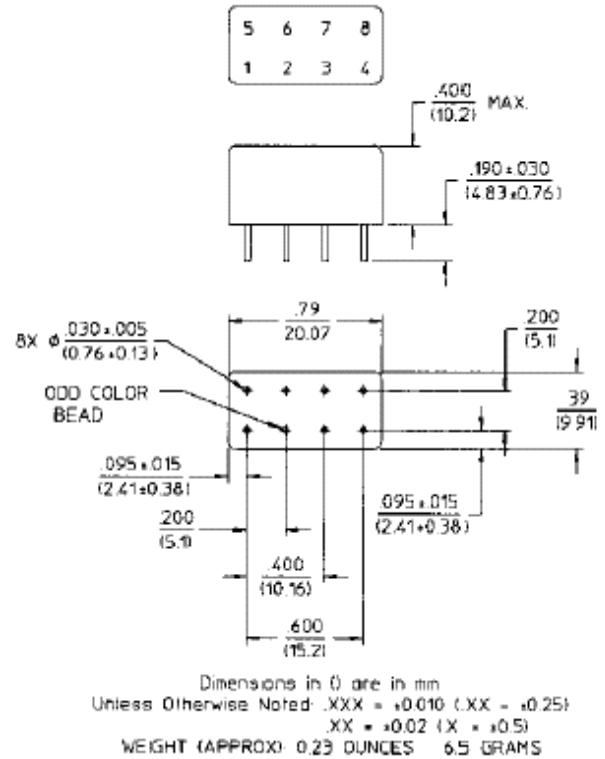
Features

- Third Order Intermodulation Ratio is Insensitive to Port Mismatches
- Conversion Loss: 7 dB Typical Midband
- VSWR: Typically Less than 1.5:1 @ Midband
- Impedance: 50 Ohms Nominal
- Maximum Input Power: 350 mW Max @ 25°C, Derated to 85°C @ 3.5 mW/°C
- MIL-STD-883 Screening Available

Description

The unique design of the termination insensitive mixer (TIM) enables it to apply high reverse voltage to diodes during their "off" phase, in the LO cycle. This allows for higher power level performance with minimum distortion. In addition the TIM has internal loads that provide a good match and also absorb mixer generated LO frequency terms. Combined, these features give the mixer its insensitivity to external mismatches, plus superior VSWR.

RH-3



Pin Configuration

Pin No.	Function	Pin No.	Function
1	LO	5	GND
2	GND	6	GND
3*	IF	7*	IF
4	GND	8	RF

* P3 and P7 are connected together to make IF Port.

Electrical Specifications¹: T_A = -55°C to +85°C

Parameter	Test Conditions	Frequency	Units	Min	Typ	Max
Frequency Range	RF, LO Ports IF Port (3 dB BW)	1 - 1500 1 - 1000	MHz MHz	— —	— —	— —
Conversion Loss ²		5 - 1000 MHz 1 - 1500 MHz	dB dB	— —	— —	7.5 9.0
Isolation	LO to RF	1 - 5 MHz	dB	20	—	—
		5 - 500 MHz	dB	28	—	—
		500 - 1500 MHz	dB	25	—	—
Isolation	LO to IF	1 - 5 MHz	dB	20	—	—
		5 - 500 MHz	dB	28	—	—
		500 - 1500 MHz	dB	17	—	—
Isolation	RF to IF	1 - 5 MHz	dB	20	—	—
		5 - 500 MHz	dB	25	—	—
		500 - 1500 MHz	dB	17	—	—
RF Input	1 dB Compression ³ 1 dB Desensitization ³	—	dBm	—	+15	—
		—	dBm	—	+13	—
SSB Noise Figure	Within 1 dB of Conversion Loss Max	—	—	—	—	—
3rd Order Input Intercept	P _{LO} +13 dBm	15 MHz	dBm	—	+18	—
		500 MHz	dBm	—	+20	—
		1000 MHz	dBm	—	+19	—
	P _{LO} +20 dBm	15 MHz	dBm	—	+23	—
		500 MHz	dBm	—	+25	—
3rd Order Intercept Degradation	@ IF VSWR 3.0:1	—	dB	—	3	—

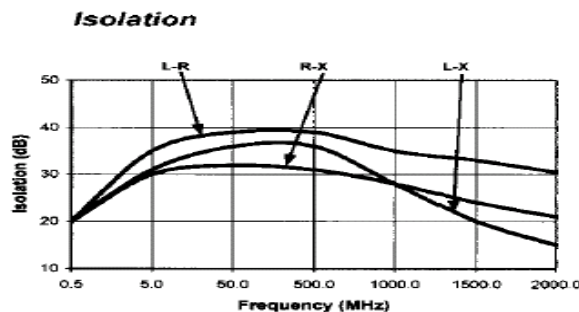
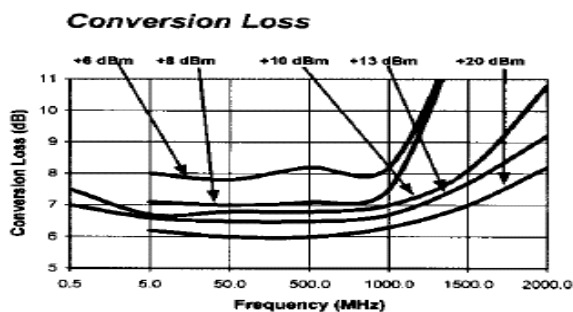
1. All specifications apply when operated at +13 dBm available LO power with 50 Ohm source and load impedance.

2. For IF Frequencies of 5 - 1000 MHz and RF of -10 dBm or less.

3. These characteristics apply @ 25 dBm LO power.

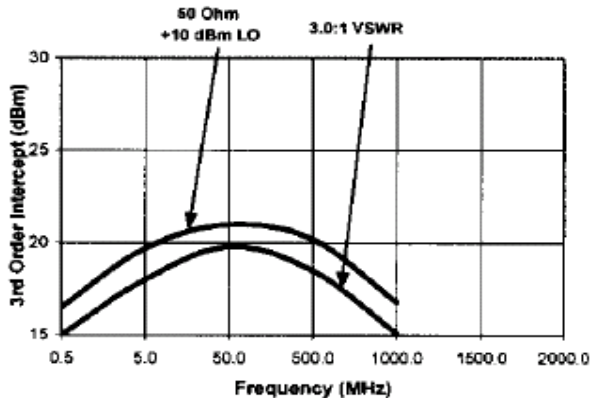
This product contains elements protected by United States Patent Number 4,224,572.

Typical Performance Curves

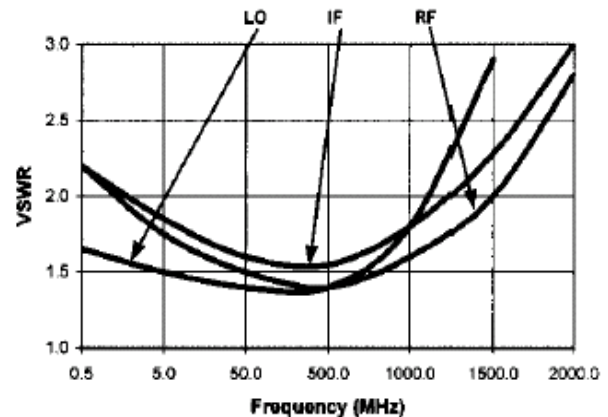


Typical Performance Curves

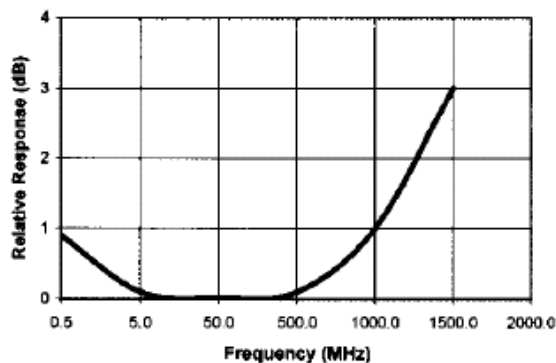
3rd Order intercept vs. IF Port Termination



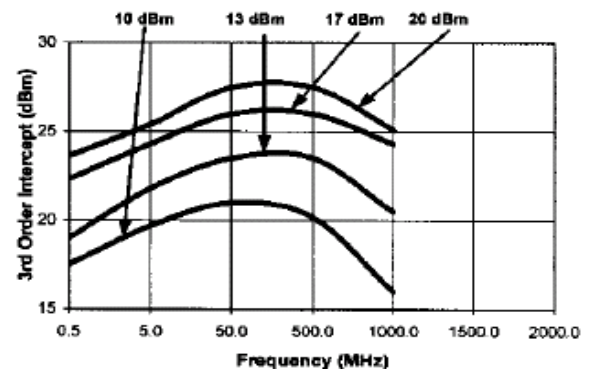
VSWR



IF Port Response



3rd Order Intercept



Ordering Information

Part Number	Package
MD-160 PIN	RH-3