

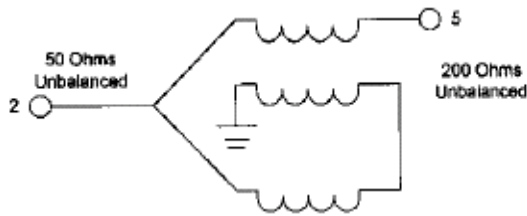
## Features

- 50 Ohms Unbalanced/200 Ohms Unbalanced
- Fast Rise Time: 0.35 nS
- Low Insertion Loss: 0.75 dB Typical
- MIL-STD-202 Screening Available

## Description

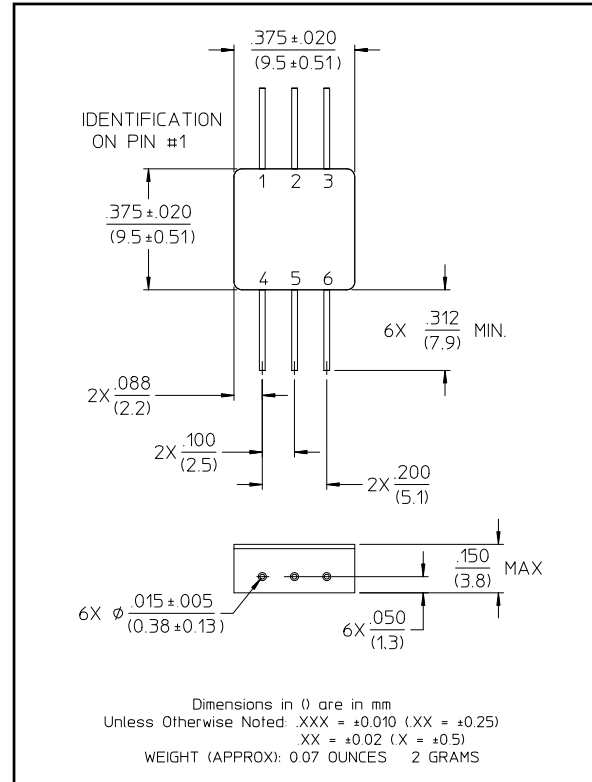
The transformer coupled balun can provide a wide frequency range. DC isolation from primary coil to secondary coil is also a feature of this device.

## Schematic/Pin Configuration



Pins 1, 3, 4, 6 are grounded to case

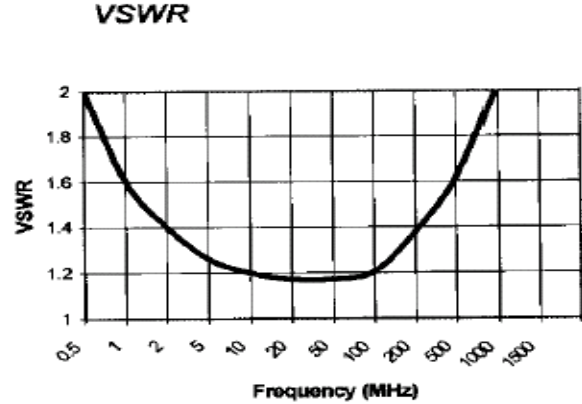
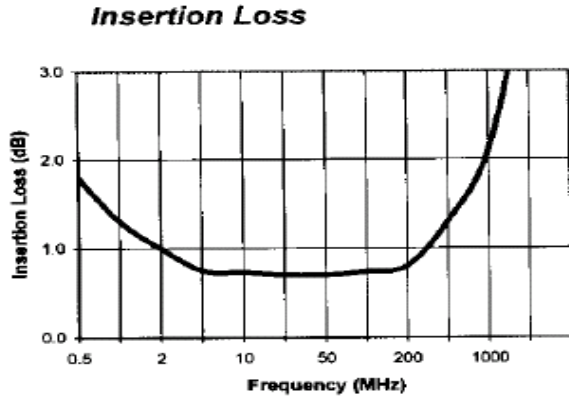
## FP-1



## Electrical Specifications: $T_A = -55^{\circ}\text{C}$ to $+85^{\circ}\text{C}$

Parameter	Test Conditions	Frequency	Units	Min	Typ	Max
Impedance	Input - 50 Ohms Unbalanced Output - 200 Ohms Unbalanced	—	—	—	—	—
Insertion Loss	—	10 - 50 MHz	dB	—	—	0.75
VSWR	—	5 MHz - 250 MHz 2 MHz - 500 MHz 1 - 2 MHz	Ratio Ratio Ratio	— — —	— — —	1.3:1 1.6:1 2.0:1
Input Power	—	1 MHz - 5 MHz 5 GHz - 1 GHz	Watts Watts	— —	— —	0.5 1.0
Rise Time	10 - 90%	—	nS	—	0.35	—
Droop (10%)	—	—	nS	—	150	—

## Typical Performance Curves



## Ordering Information

Part Number	Package
TP-102 PIN	FP-1