

XL1010-QT



Low Noise Amplifier
20.0-38.0 GHz

Rev. V1
MimiX Broadband

Features

- 17.0 dB Small Signal Gain
- 3.0 dB Noise Figure
- Single, Positive Bias Supply
- 3x3mm QFN Package
- 100% RF Tested
- RoHS* Compliant and 260°C Reflow Compatible

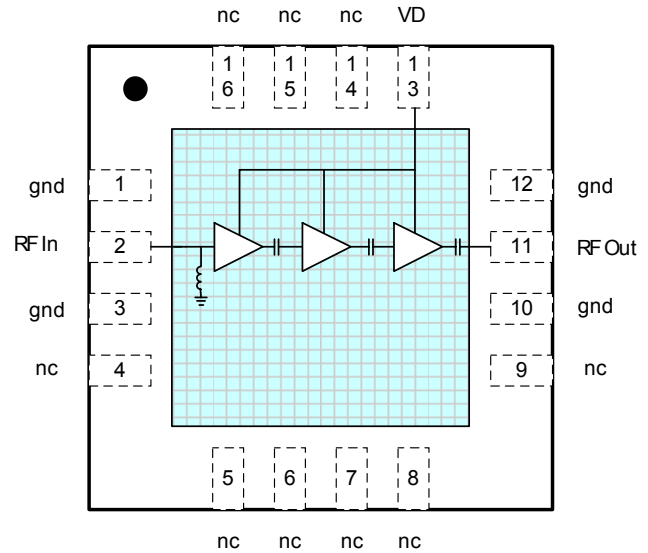
Description

M/A-COM Tech's three stage 20.0-38.0 GHz GaAs MMIC low noise amplifier has a small signal gain of 17.0 dB with a noise figure of 3.0 dB. The device comes in a RoHS compliant, 3x3mm QFN package and requires only a single positive bias supply. The device uses M/A-COM Tech's GaAs PHEMT device model technology, and is based upon electron beam lithography to ensure high repeatability and uniformity. The device is well suited to multiple receiver applications which require broadband performance with simple bias requirements and the ease of volume manufacturing with 3x3mm QFN packaging.

Ordering Information

Part Number	Package
XL1010-QT-0G00	bulk quantity
XL1010-QT-0G0T	tape and reel
XL1010-QT-EV1	evaluation board

Functional Block Diagram/Board Layout



Pin Configuration

Pin No.	Function	Pin No.	Function
1	Ground	11	RF Output
2	RF Input	12	Ground
3	Ground	13	Drain Bias
4-9	Not Connected	14-16	Not Connected
10	Ground		

Absolute Maximum Ratings

Parameter	Absolute Max.
Supply Voltage (Vd)	+7.0 VDC
Supply Current (Id1,2,3)	70 mA
Input Power (Pin)	+12.0 dBm
Storage Temperature (Tstg)	-65 to +165 °C
Operating Temperature (Ta)	MTTF Graph ¹
Channel Temperature (Tch)	MTTF Graph ¹

- (1) Channel temperature directly affects a device's MTTF. It is recommended to keep channel temperature as low as possible to maximize lifetime.

XL1010-QT



Low Noise Amplifier
20.0-38.0 GHz

Rev. V1
MimiX Broadband

Electrical Specifications: 20-38 GHz (Ambient Temperature T = 25°C)

Parameter	Units	Min.	Typ.	Max.
Input Return Loss (S11)	dB	-	12.0	-
Output Return Loss (S22)	dB	-	15.0	-
Small Signal Gain (S21)	dB	15.0 ¹	17.0	-
Gain Flatness (ΔS_{21})	dB	-	+/-2.0	-
Reverse isolation (S12)	dB	-	45.0	-
Noise Figure (NF)	dB	-	3.0	-
Output Power for 1dB Compression (P1dB)	dBm	-	6.0	-
Drain Bias Voltage (Vd)	VDC	3.0	4.0	5.0
Supply Current (Id)	mA	-	45	60

(1) Specified over 24-36.5 GHz

ADVANCED: Data Sheets contain information regarding a product M/A-COM Technology Solutions is considering for development. Performance is based on target specifications, simulated results, and/or prototype measurements. Commitment to develop is not guaranteed.

PRELIMINARY: Data Sheets contain information regarding a product M/A-COM Technology Solutions has under development. Performance is based on engineering tests. Specifications are typical. Mechanical outline has been fixed. Engineering samples and/or test data may be available. Commitment to produce in volume is not guaranteed.

• **North America** Tel: 800.366.2266 • **Europe** Tel: +353.21.244.6400
• **India** Tel: +91.80.43537383 • **China** Tel: +86.21.2407.1588
Visit www.macomtech.com for additional data sheets and product information.

M/A-COM Technology Solutions Inc and its affiliates reserve the right to make changes to the product(s) or information contained herein without notice.

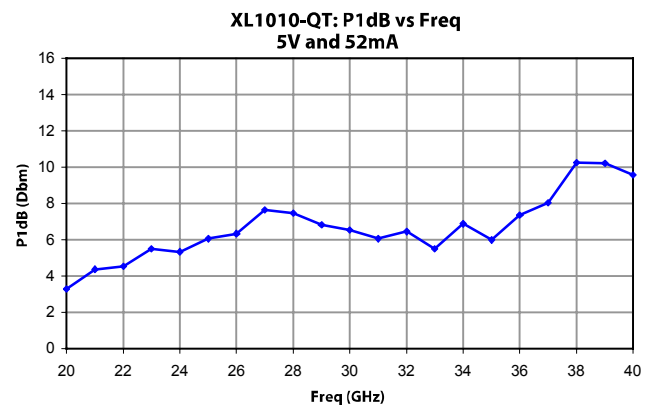
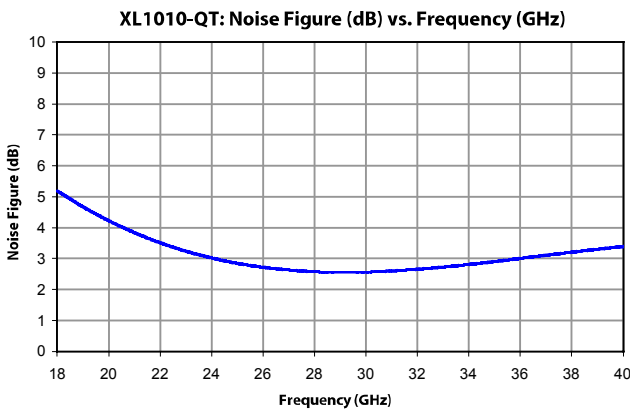
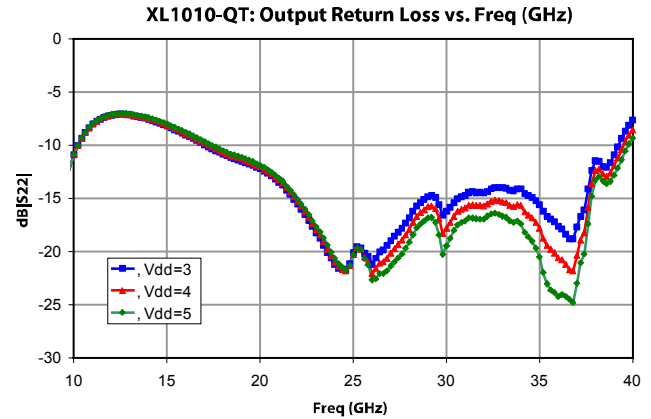
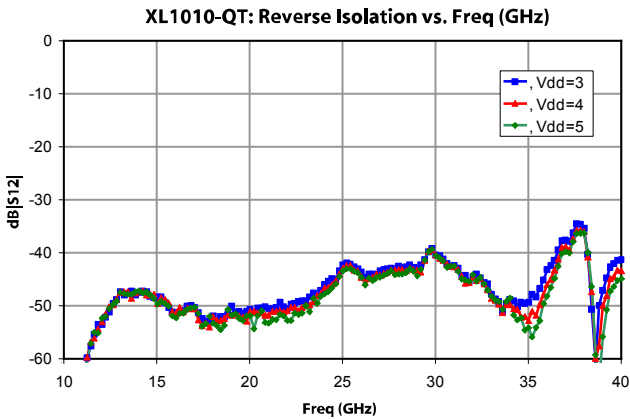
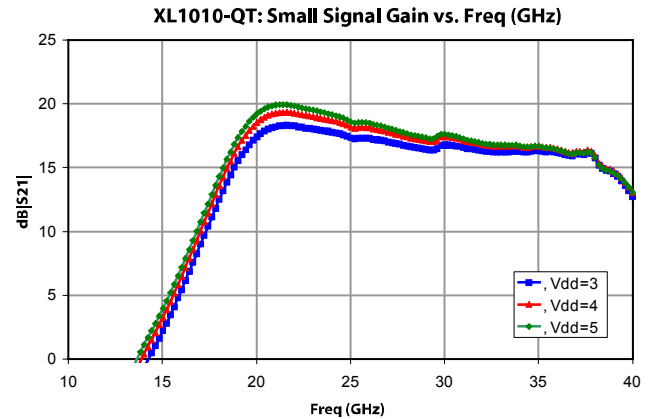
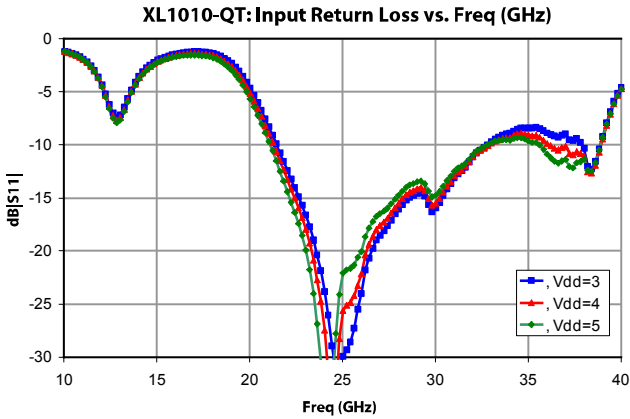
XL1010-QT



Low Noise Amplifier
20.0-38.0 GHz

Rev. V1
MimiX Broadband

Typical Performance Curves



ADVANCED: Data Sheets contain information regarding a product M/A-COM Technology Solutions is considering for development. Performance is based on target specifications, simulated results, and/or prototype measurements. Commitment to develop is not guaranteed.
PRELIMINARY: Data Sheets contain information regarding a product M/A-COM Technology Solutions has under development. Performance is based on engineering tests. Specifications are typical. Mechanical outline has been fixed. Engineering samples and/or test data may be available. Commitment to produce in volume is not guaranteed.

• **North America** Tel: 800.366.2266 • **Europe** Tel: +353.21.244.6400
 • **India** Tel: +91.80.43537383 • **China** Tel: +86.21.2407.1588
 Visit www.macomtech.com for additional data sheets and product information.

M/A-COM Technology Solutions Inc and its affiliates reserve the right to make changes to the product(s) or information contained herein without notice.

XL1010-QT

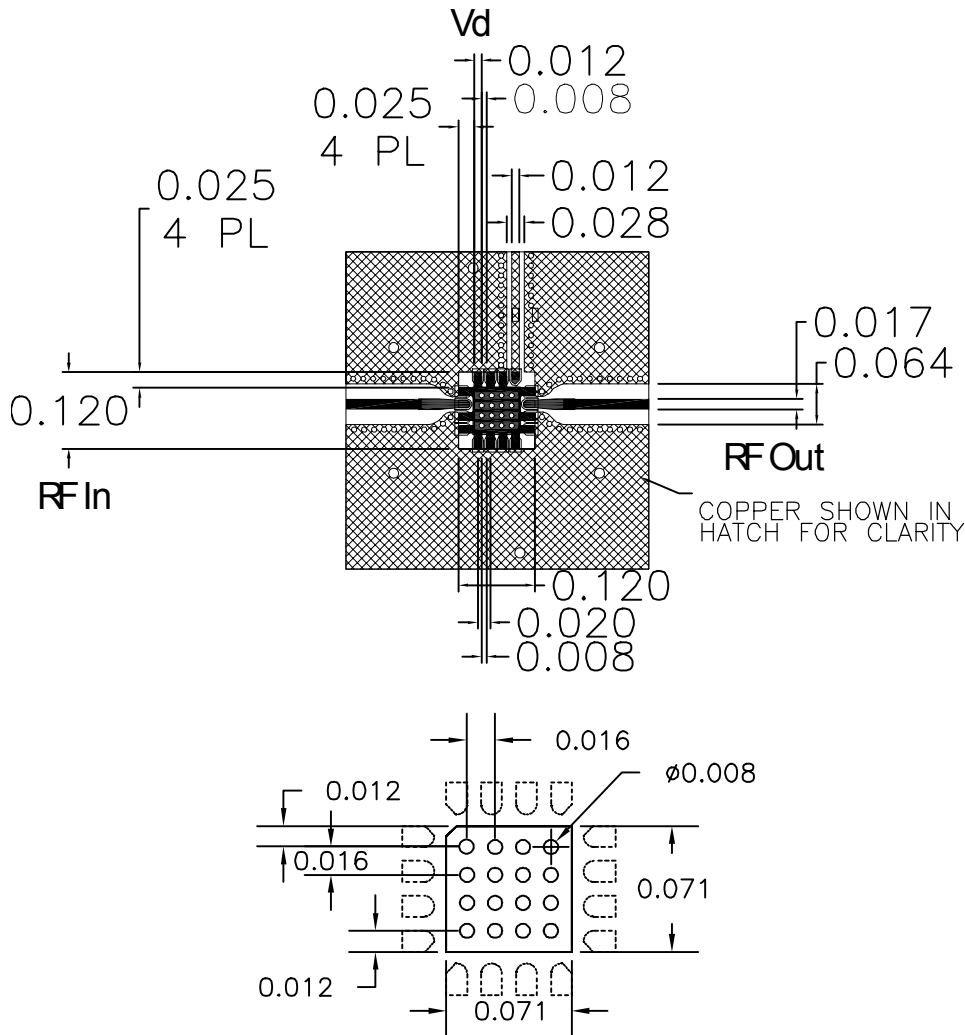
Low Noise Amplifier
20.0-38.0 GHz

Rev. V1
MimiX Broadband

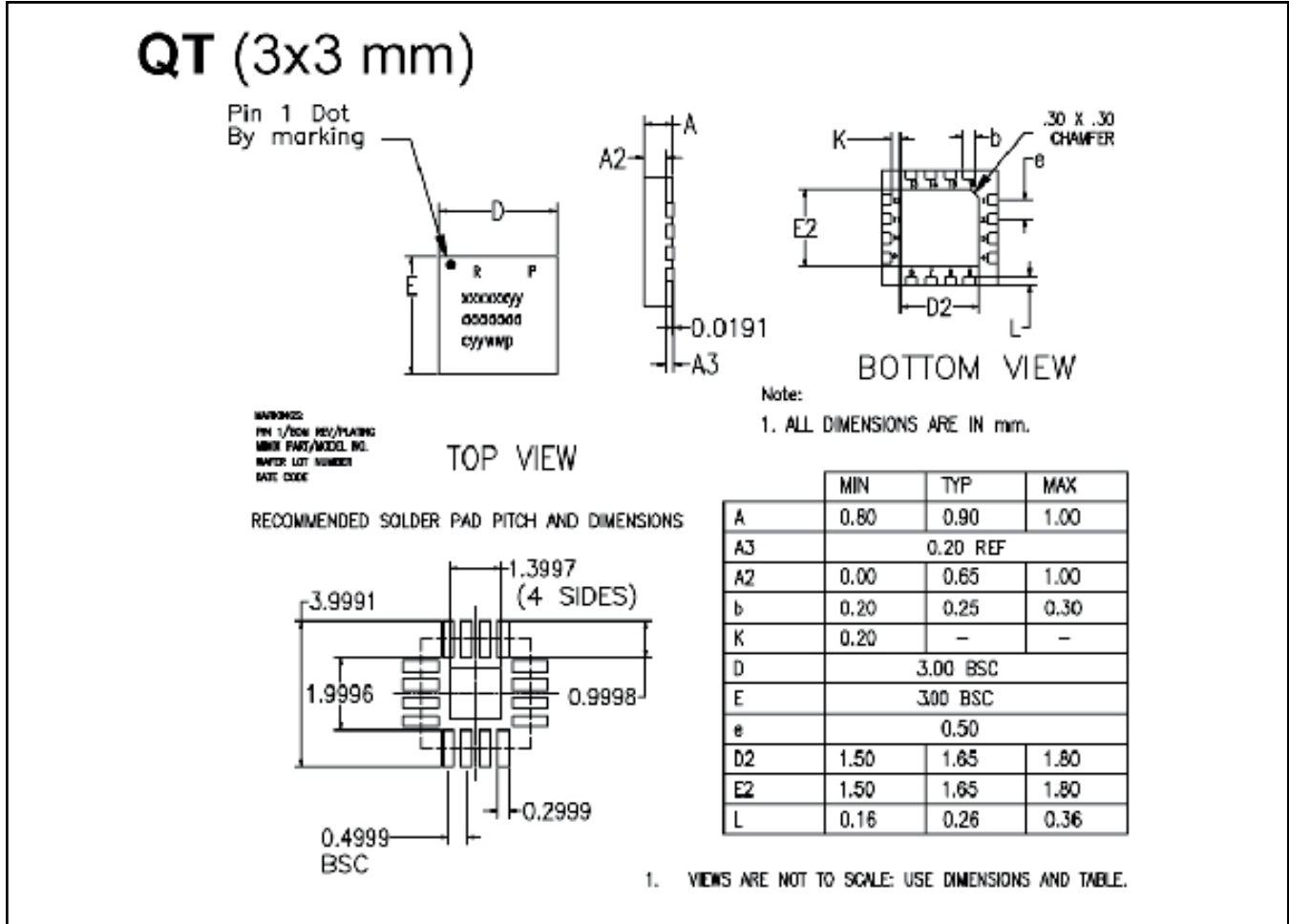
App Note [1] Biasing - The device is operated with a single, positive bias supply. The device performance is insensitive to changes in bias condition; however, gain and power handling can be slightly improved with higher bias conditions without significantly affecting the noise figure performance. Typical biasing conditions within the specified performance ranges are $V_d=3\text{ V}$, 35 mA, $V_d=4\text{ V}$, 45 mA, $V_d=5\text{ V}$, 55 mA.

Recommended Board Layout

(DXF file available from website)



Lead-Free Package Dimensions/Layout



Handling Procedures

Please observe the following precautions to avoid damage:

Static Sensitivity

Gallium Arsenide Integrated Circuits are sensitive to electrostatic discharge (ESD) and can be damaged by static electricity. Proper ESD control techniques should be used when handling these class 2 devices.