



## MASTER INSTRUMENT CORPORATION

**SINGLE-PHASE BRIDGE RECTIFIER**  
**MB1505 THRU MB1510**  
**KBPC15005 THRU KBPC1510**

**VOLTAGE RANGE** 50 to 1000 Volts  
**CURRENT** 15 Amperes

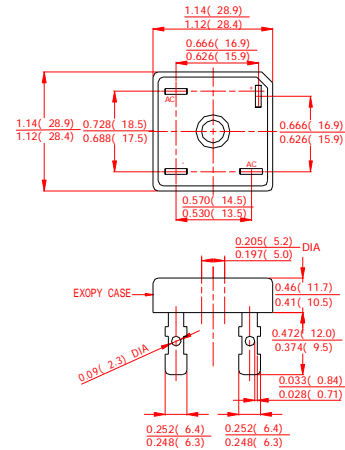
### FEATURES

- I Low cost
- I This series is UL recognized under component index, file number E127707
- I High forward surge current capability
- I Ideal for printed circuit board
- I High isolation voltage from case to leads
- I High temperature soldering guaranteed: 260°C/10 second, at 5 lbs. (2.3kg) tension.

### MECHANICAL DATA

- I Case: Molded plastic body
- I Terminal: Plated 0.25" (6.35mm) lug.
- I Polarity: Polarity symbols marked on case
- I Mounting: Thru hole for #10 screw, 20 in.-lbs torque max.
- I Weight: 1.02 ounce, 29 grams

**MB-35**



Dimensions in inches and (millimeters)

### MAXIMUM RATINGS AND ELECTRICAL CHARACTERISTICS

Ratings at 25°C ambient temperature unless otherwise specified.  
 Single phase, half wave, 60Hz, resistive or inductive load.  
 For capacitive load derate current by 20%.

	SYMBOLS	MB1505 KBPC15005	MB151 KBPC1501	MB152 KBPC1502	MB154 KBPC1504	MB156 KBPC1506	MB158 KBPC1508	MB1510 KBPC1510	UNITS
Maximum Repetitive Peak Reverse Voltage	$V_{RRM}$	50	100	200	400	600	800	1000	Volts
Maximum RMS Voltage	$V_{RMS}$	35	70	140	280	420	560	700	Volts
Maximum DC Blocking Voltage	$V_{DC}$	50	100	200	400	600	800	1000	Volts
Maximum Average Forward Rectified Output Current, at $T_C=55^\circ\text{C}$ (Note 1,2)	$I_{(AV)}$	15							Amps
Peak Forward Surge Current 8.3ms single half sine-wave superimposed on rated load (JEDEC Method)	$I_{FSM}$	300							Amps
Rating for Fusing ( $t < 8.3\text{ms}$ )	$I^2T$	373							$\text{A}^2\text{S}$
Maximum Instantaneous Forward Voltage at 7.5A	$V_F$	1.1							Volts
Maximum DC Reverse Current at rated DC blocking voltage	$T_A=25^\circ\text{C}$	10							$\mu\text{Amps}$
	$T_A=100^\circ\text{C}$	1.0							mAmps
Isolation Voltage from case to lugs	$V_{ISO}$	2500							$V_{AC}$
Typical Thermal Resistance (Note 1,2)	$R_{\theta JC}$	2.0							$^\circ\text{C}/\text{W}$
Operating Temperature Range	$T_J$	-55 to +150							$^\circ\text{C}$
Storage Temperature Range	$T_{STG}$	-55 to +150							$^\circ\text{C}$

#### NOTES:

1. Unit mounted on 5"×4"×3" (12.8×10.2×7.3mm) Al. finned plate.
2. Bolt down on heat-sink with silicone thermal compound between bridge and mounting surface for maximum heat transfer efficiency with #10 screw.



MASTER INSTRUMENT CORPORATION

**SINGLE-PHASE BRIDGE RECTIFIER**  
**MB1505 THRU MB1510**  
**KBPC15005 THRU KBPC1510**

**VOLTAGE RANGE** 50 to 1000 Volts  
**CURRENT** 15 Amperes

RATINGS AND CHARACTERISTIC CURVES MB1505 THRU MB1510

FIG.1-TYPICAL FORWARD CURRENT DERATING CURVE

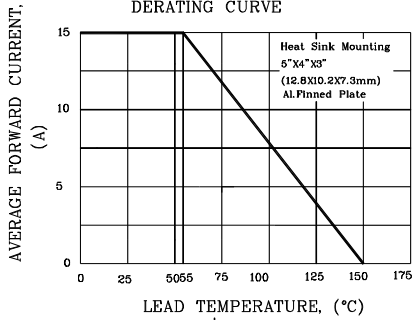


FIG.2-MAXIMUM NON-REPETITIVE PEAK FORWARD SURGE CURRENT

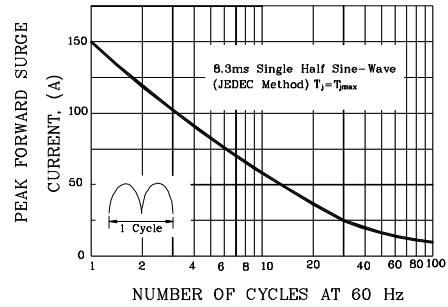


FIG.3-TYPICAL INSTANTANEOUS FORWARD CHARACTERISTICS

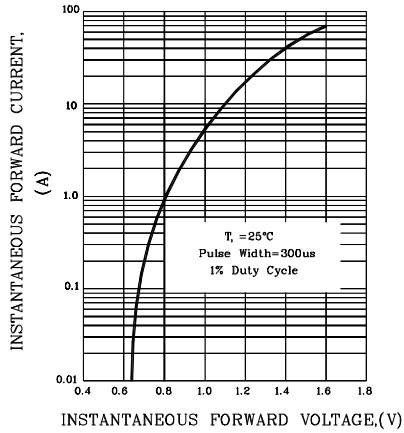


FIG.4-TYPICAL REVERSE CHARACTERISTICS

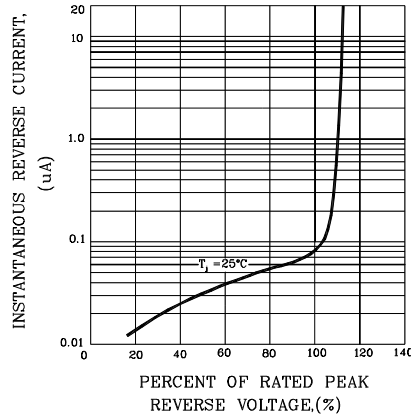


FIG.5-TYPICAL JUNCTION CAPACITANCE

