



SURFACE MOUNT FAST RECOVERY BRIDGE

RDFS005 THRU RDFS08

VOLTAGE RANGE

50 to 800 Volts

CURRENT

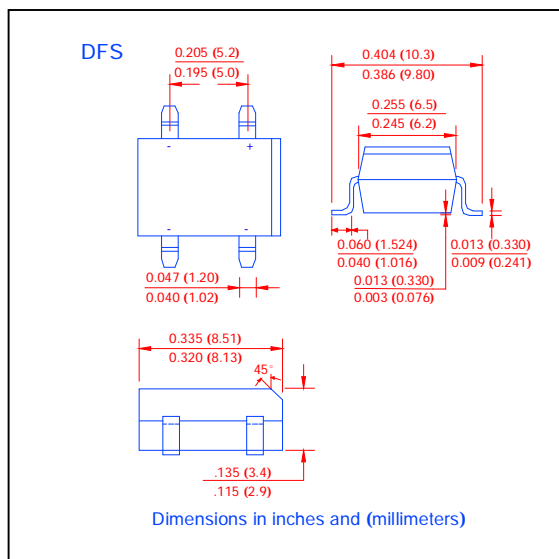
1.0 Ampere

FEATURES

- Glass passivated chip junction
- Fast recovery time
- Ideal for surface mounted applications
- Low leakage
- High forward surge current capability
- High temperature soldering guaranteed:
260°C/10 seconds at terminals

MECHANICAL DATA

- Case: Molded plastic body
- Epoxy: UL94V-0 rate flame retardant
- Polarity: Molded on body
- Leadp: Plated terminals solderable per MIL-STD-202E method 208C
- Weight: 0.04 ounce, 1.0 gram



MAXIMUM RATINGS AND ELECTRICAL CHARACTERISTICS

- Ratings at 25°C ambient temperature unless otherwise specified
- Single Phase, half wave, 60Hz, resistive or inductive load
- For capacitive load derate current by 20%

	SYMBOLS	RDFS005	RDFS01	RDFS02	RDFS04	RDFS06	RDFS08	UNIT
Maximum Reverse Peak Repetitive Voltage	V_{RRM}	50	100	200	400	600	800	Volts
Maximum RMS Voltage	V_{RMS}	35	70	140	280	420	560	Volts
Maximum DC Blocking Voltage	V_{DC}	50	100	200	400	600	800	Volts
Maximum Average Forward Rectified Output Current, 0.06"(1.5mm) lead length at $T_A=40^\circ\text{C}$ (Note 2)	$I_{(AV)}$	1.0						Amps
Peak Forward Surge Current 8.3ms single half sine wave superimposed on rated load (JEDEC Method)	I_{FSM}	50						Amps
Rating for Fusing ($t < 8.3\text{ms}$)	I^2t	10						A^2s
Maximum Instantaneous Forward Voltage drop Per Bridge element 1.0A	V_F	1.3						Volts
Maximum Reverse Current at rated DC blocking voltage per element	I_R	5.0						μAmps
		0.5						mAmps
Maximum Reverse Recovery Time (Note 1)	T_{rr}	200			350			nS
Typical Junction Capacitance (Note 3)	C_J	25						pF
Typical Thermal Resistance (Note 2)	$R_{\theta JA}$	40						$^\circ\text{C/W}$
Operating and Storage Temperature Range	T_J, T_{STG}	(-55 to +150)						$^\circ\text{C}$

- Notes:**
1. Test condition: $I_F=0.5\text{A}$, $I_R=1.0\text{A}$, $I_{RR}=0.25\text{A}$
 2. Unit mounted on P.C.B. with 0.51"x0.51" (13x13mm) copper pads.
 3. Measured at 1.0MHz and applied reverse voltage of 4.0 Volts.



SURFACE MOUNT FAST RECOVERY BRIDGE

RDFS005 THRU RDFS08

VOLTAGE RANGE

50 to 800 Volts

CURRENT

1.0 Ampere

RATINGS AND CHARACTERISTIC CURVES RDFS005 THRU RDFS08

FIG. 1- FORWARD CURRENT DERATING CURVE

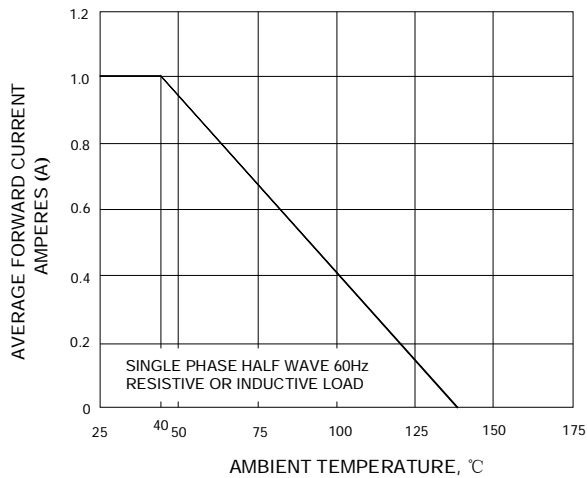


FIG. 2- MAXIMUM NON-REPETITIVE SURGE CURRENT

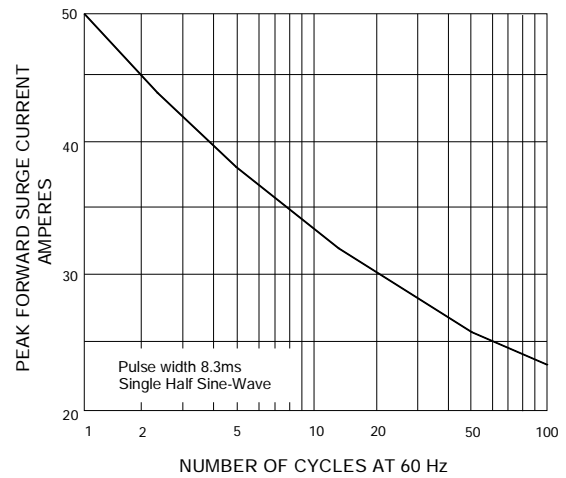


FIG. 3- TYPICAL JUNCTION CAPACITANCE

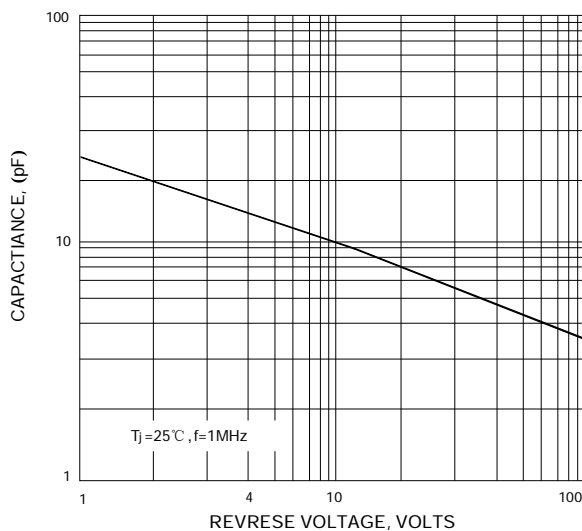


FIG. 4- TYPICAL FORWARD CHARACTERISTICS

