



## SCHOTTKY BARRIER RECTIFIER

SR302 THRU SR310

VOLTAGE RANGE

20 to 100 Volts

CURRENT

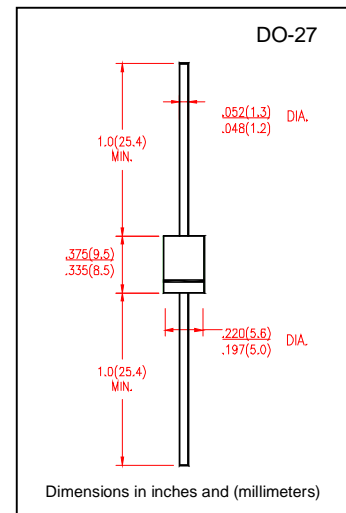
3.0 Ampere

### FEATURES

- Fast switching
- Low forward voltage
- Low power loss for high efficiency
- High surge capability
- High temperature soldering guaranteed  
250°C/10 seconds, 0.373" (9.5mm) lead length

### MECHANICAL DATA

- Case: Transfer molded plastic
- Epoxy: UL94V-0 rate flame retardant
- Lead: solderable per MIL-STD-202E method 208C
- Polarity: Color band denoted cathode end
- Mounting position: Any
- Weight: 0.042 ounce, 1.19 gram



### MAXIMUM RATINGS AND ELECTRICAL CHARACTERISTICS

- Ratings at 25°C ambient temperature unless otherwise specified
- Single Phase, half wave, 60Hz, resistive or inductive load
- For capacitive load derate current by 20%

	SYMBOLS	SR302	SR303	SR304	SR305	SR306	SR308	SR310	UNIT
Maximum Repetitive Peak Reverse Voltage	$V_{RRM}$	20	30	40	50	60	80	100	Volts
Maximum RMS Voltage	$V_{RMS}$	14	21	28	35	42	56	70	Volts
Maximum DC Blocking Voltage	$V_{DC}$	20	30	40	50	60	80	100	Volts
Maximum Average Forward Rectified Current 0.375" (9.5mm) lead length, (Note 1) $T_L = 100^\circ\text{C}$	$I_{(AV)}$	3.0							Amps
Peak Forward Surge Current 8.3ms single half sine-wave superimposed on rated load (JEDEC method)	$I_{FSM}$	80							Amps
Maximum Instantaneous Forward Voltage @ 3.0A	$V_F$	0.55		0.75		0.85		Volts	
Maximum DC Reverse Current at rated DC Blocking Voltage per element (Note 1)	$I_R$	$T_A = 25^\circ\text{C}$							mA
		$T_A = 125^\circ\text{C}$							
Typical Junction Capacitance (measured at 1.0Hz and applied reverse voltage of 4.0V)	$C_J$	250							pF
Typical Thermal Resistance (NOTE 2)	$R_{\theta JA}$	15							$^\circ\text{C}/\text{W}$
Operating Junction Temperature Range	$T_J$	(-55 to +150)							$^\circ\text{C}$
Storage Temperature Range	$T_{STG}$	(-55 to +150)							$^\circ\text{C}$

#### Notes:

1. Pulse test: 300  $\mu$ s pulse width, 1% duty cycle
2. Thermal resistance from junction to ambient P.C.B. mounted with 0.375" (9.5mm) lead length with 2.5"  $\times$  2.5" (63.5  $\times$  63.5cm) copper pads



# SCHOTTKY BARRIER RECTIFIER

SR302 THRU SR310

VOLTAGE RANGE 20 to 100 Volts  
CURRENT 3.0 Ampere

## RATING AND CHARACTERISTIC CURVES SR302 THRU SR310

FIG.1-TYPICAL FORWARD CURRENT DERATING CURVE

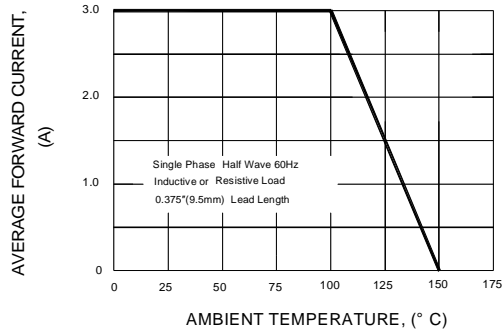


FIG.2-MAXIMUM NON-REPETITIVE PEAK FORWARD SURGE CURRENT

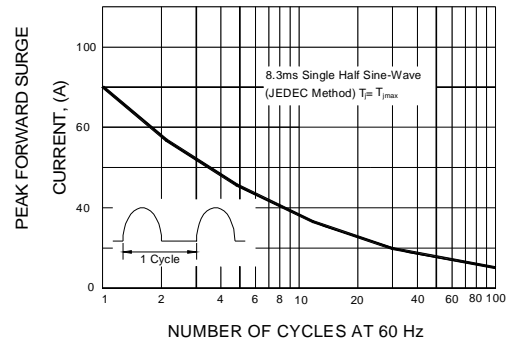


FIG.3-TYPICAL INSTANTANEOUS FORWARD CHARACTERISTICS

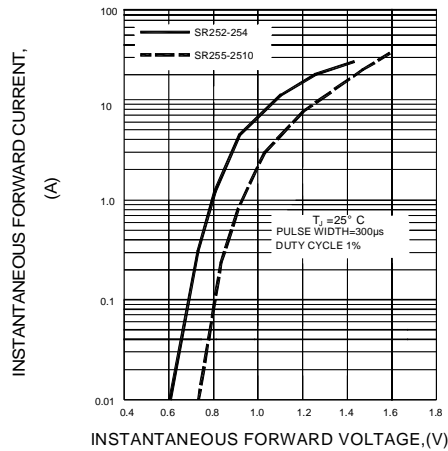


FIG.4-TYPICAL REVERSE CHARACTERISTICS

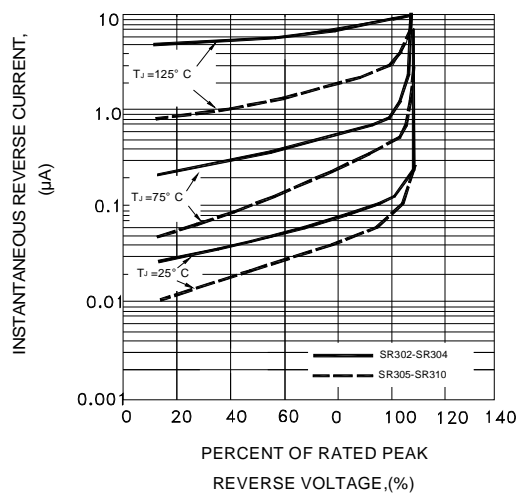


FIG.5-TYPICAL JUNCTION CAPACITANCE

