

< Low Noise GaAs HEMT >

MGF4941CL

Micro-X type plastic package

DESCRIPTION

The MGF4941CL super-low noise InGaAs HEMT (High Electron Mobility Transistor) is designed for use in K band amplifiers.

The MGF4941CL is designed for automotive application and AEC-Q101 qualified.

FEATURES

Low noise figure @ f=25.2GHz
NFmin. = 2.4dB (Typ.)

High associated gain @ f=25.2GHz
Gs = 10.0dB (Typ.)

APPLICATION

K band low noise amplifiers

QUALITY GRADE

GG

MITSUBISHI Proprietary

Not to be reproduced or disclosed without permission by Mitsubishi Electric

RECOMMENDED BIAS CONDITIONS

$V_{DS}=1.5V$, $V_{GS}=0V$

ORDERING INFORMATION

Tape & reel 4000pcs./reel

RoHS COMPLIANT

MGF4941CL is a RoHS compliant product. RoHS compliance is indicated by the letter "G" after the Lot Marking.

ABSOLUTE MAXIMUM RATINGS (Ta=25°C)

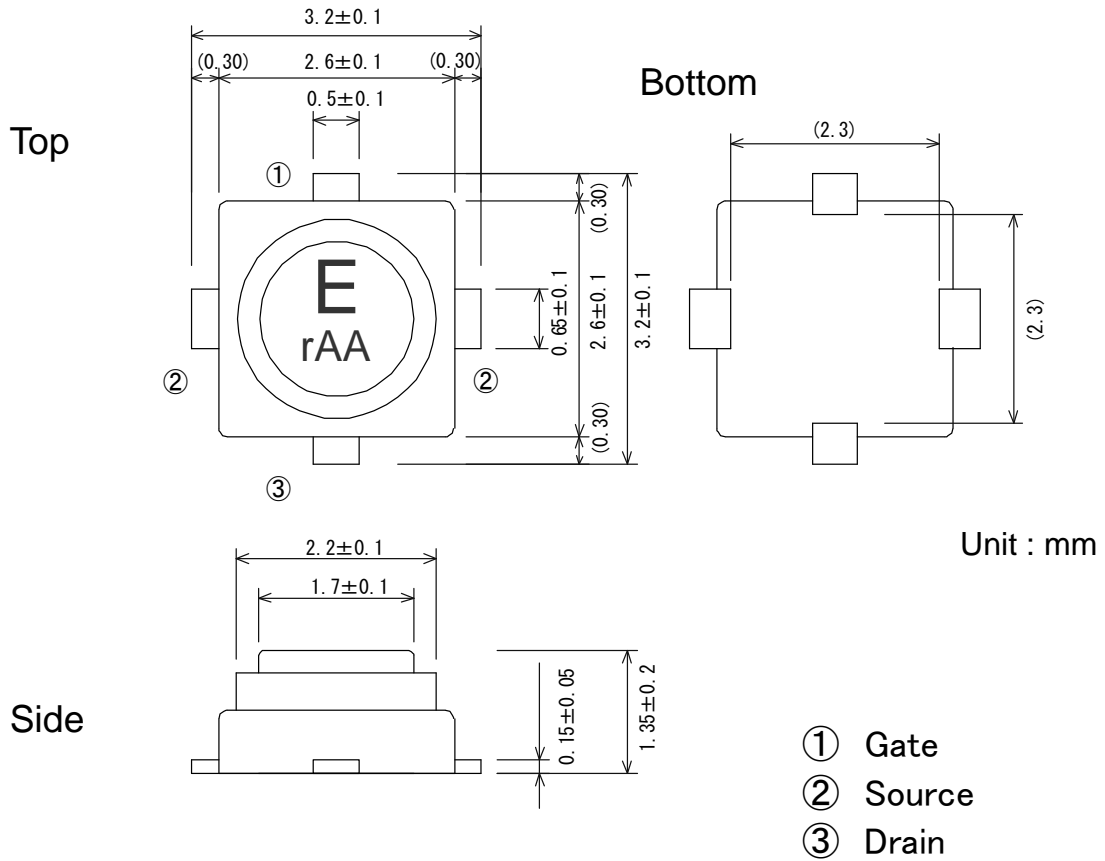
Symbol	Parameter	Ratings	Unit
VGDO	Gate to drain voltage	-3	V
VGSO	Gate to source voltage	-3	V
ID	Drain current	55	mA
PT	Total power dissipation	75	mW
Tch	Channel temperature	125	°C
Tstg	Storage temperature	-55 to +125	°C

ELECTRICAL CHARACTERISTICS (Ta=25°C)

Symbol	Parameter	Test conditions	Limits			Unit
			MIN.	TYP.	MAX	
$V_{(BR)GDO}$	Gate to drain breakdown voltage	$I_G=-10\mu A$	-3	--	--	V
I_{GSS}	Gate to source leakage current	$V_{GS}=-2V, V_{DS}=0V$	--	--	50	μA
I_{DSS}	Saturated drain current	$V_{GS}=0V, V_{DS}=1.5V$	15	--	60	mA
$V_{GS(off)}$	Gate to source cut-off voltage	$V_{DS}=1.5V, I_D=500\mu A$	-0.1	--	-1.5	V
Gs	Associated gain	$V_{DS}=1.5V,$ $V_{GS}=0V, f=25.2GHz$	7.5	10.0	--	dB
NFmin.	Minimum noise figure		--	2.4	3.8	dB

Note: Gs and NFmin. are tested with sampling inspection.

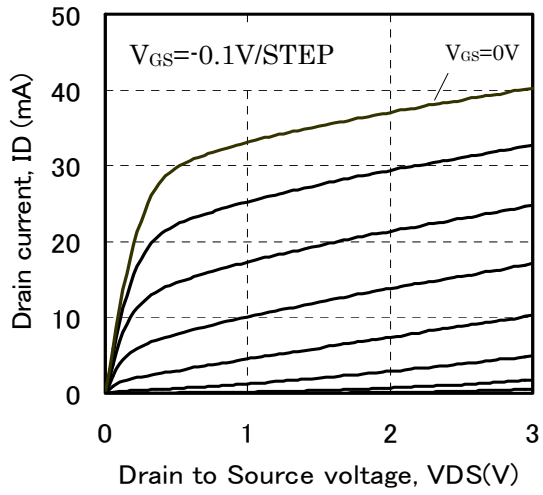
Fig.1



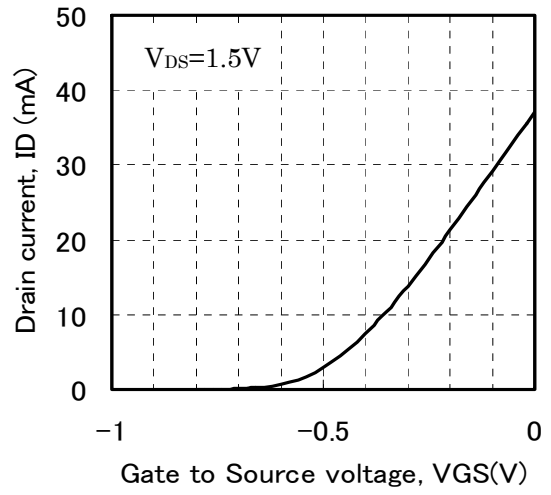
(GD-32)

TYPICAL CHARACTERISTICS (Ta=25°C)

I_D vs. V_{DS}



I_D vs. V_{GS}

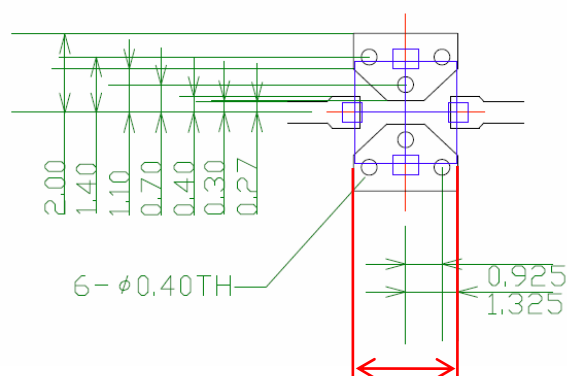


<Low Noise GaAs HEMT>
MGF4941CL
 Micro-X type plastic package

S PARAMETERS (Ta=25°C, VDS=1.5V, VGS=0V)

Freq. (GHz)	S11		S21		S12		S22	
	(mag)	(ang)	(mag)	(ang)	(mag)	(ang)	(mag)	(ang)
1	0.991	-14.6	5.674	164.4	0.011	79.7	0.574	-11.4
2	0.971	-28.7	5.559	149.7	0.021	69.1	0.568	-22.4
3	0.944	-42.4	5.412	135.5	0.031	59.8	0.560	-33.1
4	0.908	-56.1	5.273	121.4	0.040	50.5	0.549	-43.5
5	0.868	-69.0	5.104	107.9	0.049	41.8	0.536	-53.3
6	0.825	-81.6	4.936	94.7	0.056	33.4	0.523	-62.5
7	0.780	-94.2	4.791	81.7	0.064	25.4	0.509	-71.4
8	0.729	-107.0	4.635	68.7	0.071	17.1	0.488	-80.3
9	0.671	-119.5	4.480	56.3	0.077	8.5	0.463	-88.2
10	0.616	-132.5	4.352	43.9	0.083	0.6	0.437	-96.1
11	0.561	-146.1	4.245	31.7	0.088	-7.1	0.409	-103.5
12	0.498	-161.3	4.116	19.4	0.091	-16.8	0.369	-110.2
13	0.455	-178.0	4.066	6.9	0.097	-23.0	0.343	-117.9
14	0.420	163.4	4.021	-5.7	0.099	-29.5	0.314	-125.1
15	0.396	141.2	3.932	-18.9	0.104	-37.1	0.267	-134.0
16	0.399	116.5	3.810	-33.0	0.110	-44.4	0.211	-147.1
17	0.420	92.5	3.680	-46.8	0.117	-53.3	0.152	-160.7
18	0.470	70.7	3.491	-60.8	0.122	-62.7	0.087	169.4
19	0.529	51.5	3.293	-74.4	0.125	-72.8	0.055	96.1
20	0.593	34.3	3.087	-87.9	0.127	-82.2	0.106	37.6
21	0.649	20.1	2.862	-100.8	0.128	-89.9	0.177	16.8
22	0.704	7.7	2.637	-113.5	0.126	-100.4	0.247	3.7
23	0.748	-3.6	2.411	-125.9	0.126	-108.5	0.312	-6.3
24	0.780	-13.2	2.188	-136.9	0.120	-117.3	0.364	-16.9
25	0.803	-21.1	2.037	-147.1	0.118	-124.0	0.402	-23.6
26	0.828	-28.6	1.885	-158.3	0.116	-129.7	0.442	-29.4

Freq. (GHz)	NFmin (dB)	Γ_{opt}		Rn (Ω)
		(mag)	(ang)	
6	0.47	0.81	53.2	15.0
7	0.57	0.74	66.4	13.5
8	0.66	0.67	80.7	11.5
9	0.76	0.59	96.3	9.0
10	0.86	0.52	113.0	7.0
11	0.95	0.46	130.8	5.5
12	1.05	0.40	149.6	4.5
13	1.14	0.35	169.5	4.0
14	1.24	0.31	-169.5	5.0
15	1.34	0.29	-147.6	6.5
16	1.43	0.29	-124.7	8.5
17	1.53	0.31	-100.9	12.0
18	1.63	0.35	-76.2	16.5
19	1.72	0.42	-50.6	22.5
20	1.82	0.52	-24.2	30.5
21	1.92	0.64	3.1	38.5



Calibration plane=2.6mm

- Recommended foot pattern;
 RO4350B/Rogers ($\epsilon_r=3.48$, $t=0.254$ mm)

Note

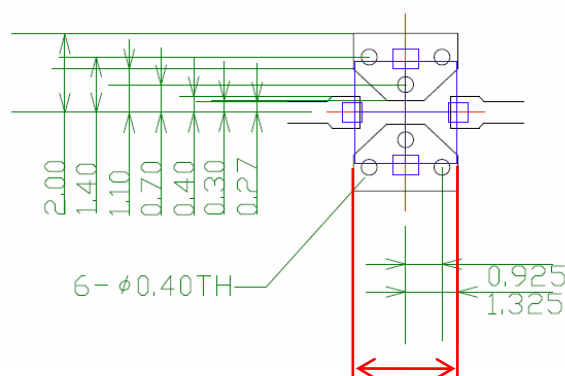
We are ready to provide nonlinear model for ADS and MWO users. If you are interested, please contact our sales offices.

<Low Noise GaAs HEMT>
MGF4941CL
 Micro-X type plastic package

S PARAMETERS (Ta=25°C, VDS=1.5V, IDS=10mA)

Freq. (GHz)	S11		S21		S12		S22	
	(mag)	(ang)	(mag)	(ang)	(mag)	(ang)	(mag)	(ang)
1	0.992	-14.2	4.930	164.8	0.013	78.3	0.638	-11.9
2	0.974	-28.1	4.850	150.3	0.026	67.8	0.630	-23.5
3	0.951	-41.5	4.737	136.4	0.038	57.9	0.621	-34.7
4	0.920	-55.0	4.638	122.5	0.049	47.8	0.607	-45.8
5	0.884	-67.8	4.517	109.1	0.059	38.3	0.592	-56.2
6	0.845	-80.4	4.395	96.0	0.068	29.3	0.575	-66.1
7	0.805	-93.0	4.292	83.0	0.077	20.6	0.556	-75.8
8	0.758	-106.0	4.184	70.0	0.085	11.3	0.531	-85.5
9	0.704	-118.7	4.075	57.4	0.092	2.1	0.501	-94.4
10	0.650	-132.1	3.984	44.9	0.098	-7.1	0.467	-103.2
11	0.596	-146.2	3.913	32.4	0.104	-15.6	0.432	-111.9
12	0.535	-161.9	3.820	19.7	0.107	-25.7	0.382	-120.2
13	0.492	-179.2	3.789	6.8	0.112	-33.3	0.346	-129.1
14	0.456	161.5	3.759	-6.3	0.114	-40.8	0.305	-137.9
15	0.432	138.9	3.678	-20.1	0.117	-49.5	0.248	-149.3
16	0.432	114.0	3.559	-34.6	0.122	-57.6	0.187	-165.8
17	0.453	90.0	3.423	-48.9	0.124	-66.6	0.126	173.3
18	0.499	68.1	3.229	-63.2	0.127	-75.6	0.082	124.9
19	0.551	49.1	3.027	-77.0	0.128	-85.7	0.099	64.8
20	0.612	32.0	2.823	-90.6	0.126	-94.5	0.157	30.2
21	0.663	17.9	2.603	-103.5	0.123	-103.3	0.224	13.1
22	0.708	5.8	2.390	-116.1	0.123	-111.0	0.287	0.8
23	0.749	-5.2	2.179	-128.5	0.120	-119.0	0.344	-9.2
24	0.777	-14.6	1.974	-139.5	0.111	-127.7	0.392	-19.3
25	0.797	-22.5	1.833	-149.7	0.110	-132.9	0.426	-25.5
26	0.821	-29.6	1.696	-160.8	0.105	-139.5	0.463	-31.5

Freq. (GHz)	NFmin (dB)	Γ_{opt}		Rn (Ω)
		(mag)	(ang)	
6	0.16	0.88	51.8	9.0
7	0.22	0.81	59.5	8.5
8	0.29	0.73	67.7	8.0
9	0.36	0.65	76.7	7.0
10	0.42	0.56	86.9	6.0
11	0.49	0.48	98.6	5.0
12	0.55	0.41	112.0	4.5
13	0.62	0.34	127.5	3.5
14	0.68	0.29	145.4	3.5
15	0.75	0.25	165.9	3.5
16	0.81	0.23	-170.6	4.0
17	0.88	0.23	-143.8	4.5
18	0.94	0.25	-113.4	6.0
19	1.01	0.31	-79.1	8.5
20	1.08	0.39	-40.6	13.0
21	1.14	0.51	2.3	18.0



- Recommended foot pattern;
 RO4350B/Rogers ($\epsilon_r=3.48$, $t=0.254\text{mm}$)

Note

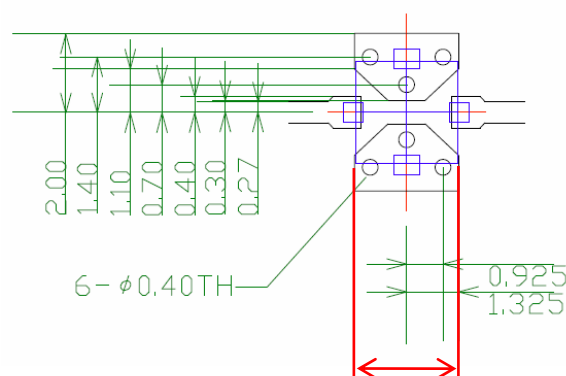
We are ready to provide nonlinear model for ADS and MWO users. If you are interested, please contact our sales offices.

<Low Noise GaAs HEMT>
MGF4941CL
 Micro-X type plastic package

S PARAMETERS (Ta=25°C, VDS=2.0V, IDS=10mA)

Freq. (GHz)	S11		S21		S12		S22	
	(mag)	(ang)	(mag)	(ang)	(mag)	(ang)	(mag)	(ang)
1	0.992	-14.3	4.869	164.7	0.013	78.3	0.656	-11.8
2	0.974	-28.1	4.789	150.3	0.025	67.7	0.649	-23.3
3	0.951	-41.6	4.680	136.3	0.037	57.8	0.639	-34.5
4	0.920	-55.1	4.579	122.5	0.048	47.7	0.625	-45.4
5	0.884	-67.9	4.461	109.1	0.058	38.4	0.610	-55.7
6	0.846	-80.5	4.342	96.0	0.066	29.3	0.593	-65.6
7	0.805	-93.2	4.242	83.0	0.075	20.5	0.575	-75.2
8	0.757	-106.2	4.137	70.0	0.083	11.4	0.549	-84.8
9	0.703	-118.9	4.029	57.4	0.089	2.0	0.519	-93.6
10	0.649	-132.3	3.942	44.9	0.095	-6.8	0.486	-102.3
11	0.596	-146.4	3.872	32.4	0.100	-15.1	0.452	-110.8
12	0.534	-162.2	3.784	19.7	0.104	-25.1	0.403	-118.9
13	0.491	-179.5	3.753	6.8	0.107	-32.5	0.368	-127.8
14	0.454	161.1	3.727	-6.3	0.111	-40.1	0.329	-136.1
15	0.430	138.6	3.650	-20.0	0.112	-48.4	0.275	-146.9
16	0.431	113.8	3.538	-34.6	0.117	-56.1	0.215	-162.0
17	0.452	90.1	3.408	-48.8	0.119	-64.9	0.155	179.6
18	0.498	68.3	3.222	-63.1	0.122	-73.6	0.102	143.6
19	0.551	49.2	3.029	-77.1	0.124	-83.0	0.090	85.5
20	0.612	32.3	2.827	-90.8	0.124	-92.0	0.135	42.0
21	0.664	18.0	2.614	-103.8	0.119	-100.2	0.198	19.9
22	0.712	6.2	2.406	-116.6	0.121	-109.0	0.265	6.7
23	0.751	-4.8	2.192	-129.0	0.120	-116.5	0.321	-3.9
24	0.780	-14.5	1.986	-140.3	0.111	-125.3	0.374	-14.5
25	0.801	-22.1	1.843	-150.6	0.109	-130.6	0.410	-21.5
26	0.826	-29.4	1.703	-162.0	0.107	-136.8	0.453	-27.6

Freq. (GHz)	NFmin (dB)	Γ_{opt}		Rn (Ω)
		(mag)	(ang)	
6	0.16	0.89	52.3	9.5
7	0.22	0.82	59.7	9.0
8	0.29	0.74	67.5	8.0
9	0.35	0.65	76.1	7.0
10	0.42	0.57	85.9	6.0
11	0.48	0.49	97.1	5.0
12	0.55	0.41	110.2	4.5
13	0.61	0.34	125.3	4.0
14	0.68	0.29	142.8	3.5
15	0.74	0.25	163.1	3.5
16	0.81	0.23	-173.6	3.5
17	0.87	0.24	-146.8	4.0
18	0.94	0.27	-116.4	5.5
19	1.00	0.33	-81.9	8.0
20	1.07	0.42	-43.1	12.5
21	1.13	0.54	0.5	17.5



Calibration plane=2.6mm

- Recommended foot pattern;
 RO4350B/Rogers ($\epsilon_r=3.48$, $t=0.254\text{mm}$)

Note

We are ready to provide nonlinear model for ADS and MWO users. If you are interested, please contact our sales offices.

<Low Noise GaAs HEMT>
MGF4941CL
 Micro-X type plastic package

(Reference)

Flow	Item	Comment
	Wafer Process	
	Wafer Test (DC)	100% Test
	Visual Inspection	
	Chip Separation	
	Die / Wire bonding	
	Internal Visual Inspection	
	Sealing	
	Separation	
	DC Test, Marking	100% Test, Ta=25deg.C
	RF Test (1)	S-parameter, 100% Test, Ta=25deg.C
	RF Test (2)	Noise figure, Sampling Test
	QAT	
	Taping, Shipping	

Keep safety first in your circuit designs!

- Mitsubishi Electric Corporation puts the maximum effort into making semiconductor products better and more reliable, but there is always the possibility that trouble may occur with them. Trouble with semiconductors may lead to personal injury, fire or property damage. Remember to give due consideration to safety when making your circuit designs, with appropriate measures such as (i) placement of substitutive, auxiliary circuits, (ii) use of non-flammable material or (iii) prevention against any malfunction or mishap.

Notes regarding these materials

- These materials are intended as a reference to assist our customers in the selection of the Mitsubishi semiconductor product best suited to the customer's application; they do not convey any license under any intellectual property rights, or any other rights, belonging to Mitsubishi Electric Corporation or a third party.
- Mitsubishi Electric Corporation assumes no responsibility for any damage, or infringement of any third-party's rights, originating in the use of any product data, diagrams, charts, programs, algorithms, or circuit application examples contained in these materials.
- All information contained in these materials, including product data, diagrams, charts, programs and algorithms represents information on products at the time of publication of these materials, and are subject to change by Mitsubishi Electric Corporation without notice due to product improvements or other reasons. It is therefore recommended that customers contact Mitsubishi Electric Corporation or an authorized Mitsubishi Semiconductor product distributor for the latest product information before purchasing a product listed herein.
The information described here may contain technical inaccuracies or typographical errors.
Mitsubishi Electric Corporation assumes no responsibility for any damage, liability, or other loss rising from these inaccuracies or errors.
Please also pay attention to information published by Mitsubishi Electric Corporation by various means, including the Mitsubishi Semiconductor home page (<http://www.mitsubishielectric.com/>).
- When using any or all of the information contained in these materials, including product data, diagrams, charts, programs, and algorithms, please be sure to evaluate all information as a total system before making a final decision on the applicability of the information and products. Mitsubishi Electric Corporation assumes no responsibility for any damage, liability or other loss resulting from the information contained herein.
- Mitsubishi Electric Corporation semiconductors are not designed or manufactured for use in a device or system that is used under circumstances in which human life is potentially at stake. Please contact Mitsubishi Electric Corporation or an authorized Mitsubishi Semiconductor product distributor when considering the use of a product contained herein for any specific purposes, such as apparatus or systems for transportation, vehicular, medical, aerospace, nuclear, or undersea repeater use.
- The prior written approval of Mitsubishi Electric Corporation is necessary to reprint or reproduce in whole or in part these materials.
- If these products or technologies are subject to the Japanese export control restrictions, they must be exported under a license from the Japanese government and cannot be imported into a country other than the approved destination.
Any diversion or re-export contrary to the export control laws and regulations of Japan and/or the country of destination is prohibited.
- Please contact Mitsubishi Electric Corporation or an authorized Mitsubishi Semiconductor product distributor for further details on these materials or the products contained therein.