

Features

- Frequency Range: 10 MHz to 1900MHz
- Low Cost and RoHS Compliant
- Industry Standard SMT package
- Available in Tape-and -Reel
- 50Ω Characteristic Impedance



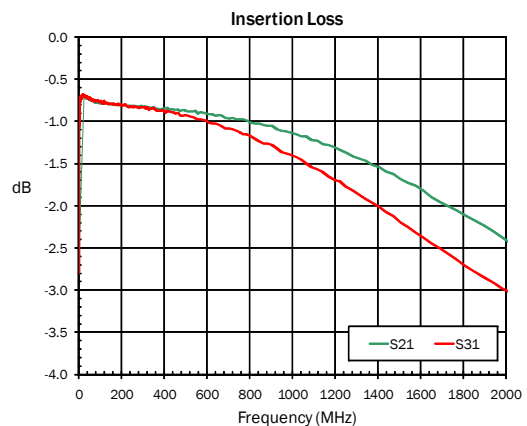
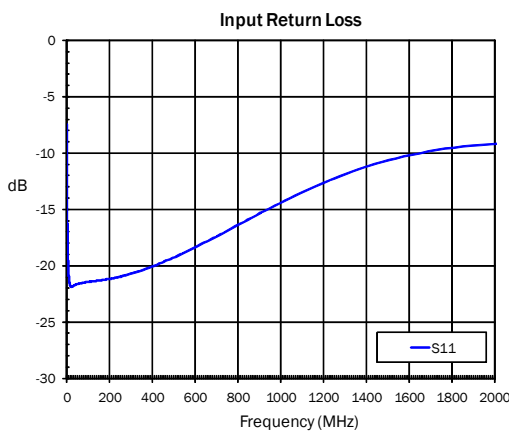
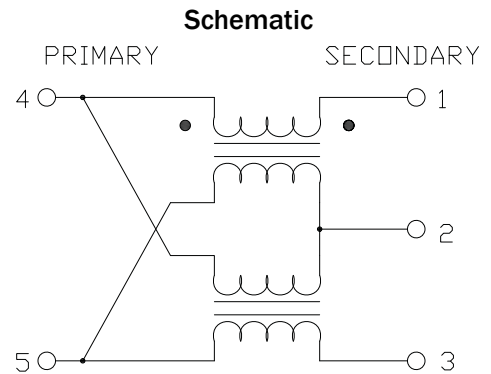
Product Description

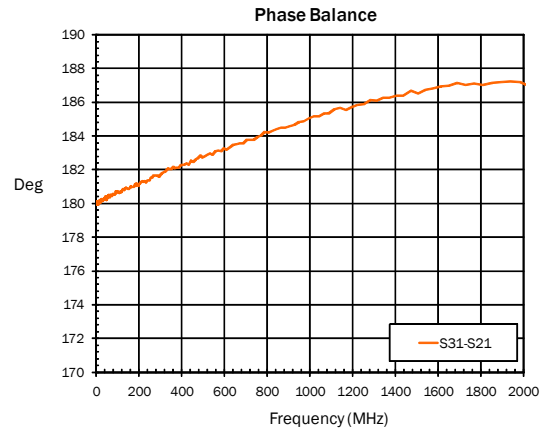
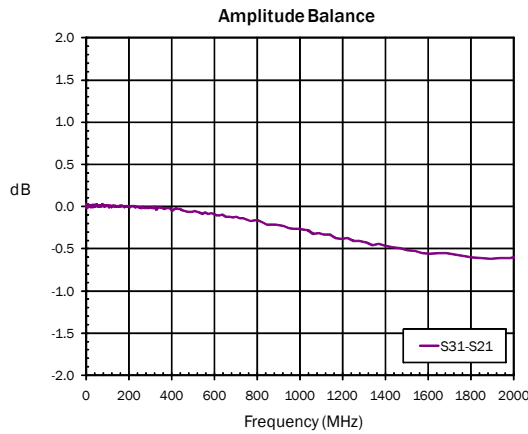
The RFXF6553 Transformer is designed for applications that require small, low cost, and highly reliable surface mount components. Applications may be found in broadband, wireless, and other communications systems. These units are built Lead-Free and RoHS compliant. S-Parameters are available on request.

Specifications

Parameter	Specification			Unit
	Min.	Typ.	Max.	
Frequency Range	10		1900	MHz
Insertion Loss <1dB	10		500	MHz
Insertion Loss <2dB	10		1000	MHz
Insertion Loss <3dB	10		1900	MHz
Amplitude Balance		1	2	dB
Phase Balance		8	15	°
Impedance Ratio	1:4			
Type	Unbalanced to Balanced			

Note: Typical values represent Mid-band performance at 25 °C.





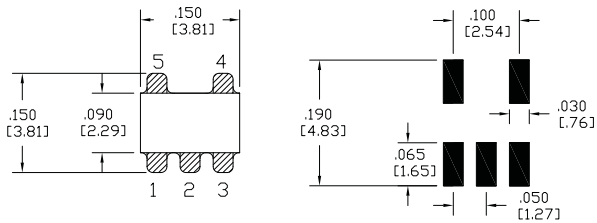
Pin Out

Pin	Name
1	Secondary Dot
2	Secondary CT
3	Secondary
4	Primary Dot
5	Primary

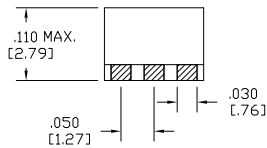
Absolute Maximum Ratings

Parameter	Rating	Unit
RF Power	2	W
Operating Temperature	-40 to +85	°C
Storage Temperature	-55 to +100	°C

S20 Package Drawing



PCB FOOTPRINT



Exceeding any one or a combination of the Absolute Maximum Rating conditions may cause permanent damage to the device. Extended application of Absolute Maximum Rating conditions to the device may reduce device reliability. Specified typical performance or functional operation of the device under Absolute Maximum Rating conditions is not implied.

RoHS status based on EUDirective2002/95/EC (at time of this document revision).

The information in this publication is believed to be accurate and reliable. However, no responsibility is assumed by RF Micro Devices, Inc. ("RFMD") for its use, nor for any infringement of patents, or other rights of third parties, resulting from its use. No license is granted by implication or otherwise under any patent or patent rights of RFMD. RFMD reserves the right to change component circuitry, recommended application circuitry and specifications at any time without prior notice.