

Package: Module, 22.86 mm x 22.86 mm x 13.97 mm

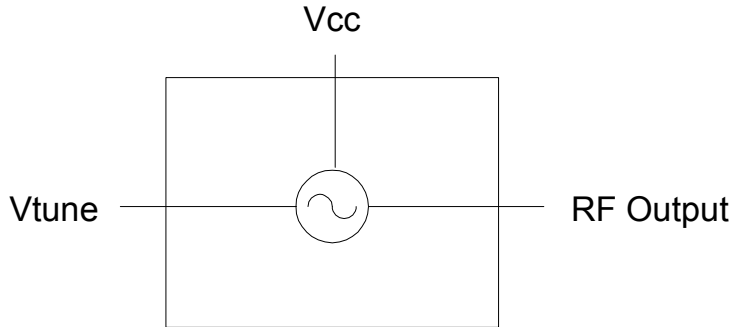


**Features**

- 200 MHz to 400 MHz VCO
- 15V Operation
- +12.0 dBm Typical Output Power
- -105 dBc/Hz at 10 kHz
- -130 dBc/Hz at 100 kHz
- -150 dBc/Hz at 1000 kHz

**Applications**

- Instrumentation
- Aerospace
- Test Equipment
- Plug and Play



Functional Block Diagram

**Product Description**

RFMD's VCO-205S/STC is a hybrid assembled voltage controlled oscillator integrated into a connectorized module. The VCO-205 features an integrated resonator and tuning varactors. The part features excellent performance over temperature.

**Ordering Information**

VCO-205S/STC      High Reliability Military and Space VCO

**Optimum Technology Matching® Applied**

- |                                      |                                      |                                            |                                    |
|--------------------------------------|--------------------------------------|--------------------------------------------|------------------------------------|
| <input type="checkbox"/> GaAs HBT    | <input type="checkbox"/> SiGe BiCMOS | <input type="checkbox"/> GaAs pHEMT        | <input type="checkbox"/> GaN HEMT  |
| <input type="checkbox"/> GaAs MESFET | <input type="checkbox"/> Si BiCMOS   | <input type="checkbox"/> Si CMOS           | <input type="checkbox"/> BIFET HBT |
| <input type="checkbox"/> InGaP HBT   | <input type="checkbox"/> SiGe HBT    | <input checked="" type="checkbox"/> Si BJT | <input type="checkbox"/> LDMOS     |

RF MICRO DEVICES®, RFMD®, Optimum Technology Matching®, Enabling Wireless Connectivity™, PowerStar®, POLARIS™ TOTAL RADIO™ and UltimateBlue™ are trademarks of RFMD, LLC. BLUETOOTH is a trademark owned by Bluetooth SIG, Inc., U.S.A. and licensed for use by RFMD. All other trade names, trademarks and registered trademarks are the property of their respective owners. ©2006, RF Micro Devices, Inc.

## Absolute Maximum Ratings

| Parameter                                | Rating     | Unit |
|------------------------------------------|------------|------|
| Supply Voltage ( $V_{CC}$ )              | 17         | V    |
| $V_{TUNE}$                               | 0 to 22    | V    |
| Storage Temperature                      | -65 to 150 | °C   |
| Operating Temperature                    | -55 to 100 | °C   |
| ESD JESD22 - A114 Human Body Model (HBM) |            | V    |



**Caution!** ESD sensitive device.

Exceeding any one or a combination of the Absolute Maximum Rating conditions may cause permanent damage to the device. Extended application of Absolute Maximum Rating conditions to the device may reduce device reliability. Specified typical performance or functional operation of the device under Absolute Maximum Rating conditions is not implied.

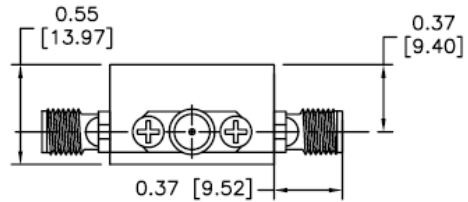
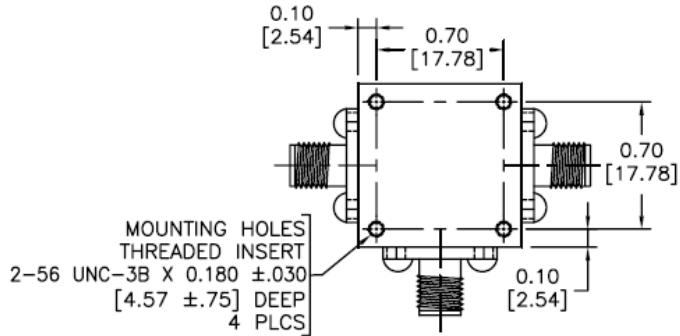
RoHS status based on EUDirective2002/95/EC (at time of this document revision).

The information in this publication is believed to be accurate and reliable. However, no responsibility is assumed by RF Micro Devices, Inc. ("RFMD") for its use, nor for any infringement of patents, or other rights of third parties, resulting from its use. No license is granted by implication or otherwise under any patent or patent rights of RFMD. RFMD reserves the right to change component circuitry, recommended application circuitry and specifications at any time without prior notice.

| Parameter                | Specification |       |       | Unit       | Condition              |
|--------------------------|---------------|-------|-------|------------|------------------------|
|                          | Min.          | Typ.  | Max.  |            |                        |
| <b>Frequency</b>         |               |       |       |            |                        |
| Frequency Range          | 200           |       | 400   | MHz        | 100% Production Tested |
| Tuning Voltage           |               |       |       |            |                        |
| 200MHz                   | 0             | 1.4   |       | $V_{DC}$   | 100% Production Tested |
| 400MHz                   |               | 16.1  | 20    | $V_{DC}$   | 100% Production Tested |
| Tuning Sensitivity       |               |       |       |            |                        |
| 200MHz                   | 8.4           | 11.1  | 13.9  | MHz/V      | 100% Production Tested |
| 250MHz                   | 10.4          | 13.9  | 17.3  | MHz/V      | 100% Production Tested |
| 300MHz                   | 16.1          | 21.5  | 26.8  | MHz/V      | 100% Production Tested |
| 350MHz                   | 10.7          | 14.3  | 17.9  | MHz/V      | 100% Production Tested |
| 400MHz                   | 6.3           | 8.4   | 10.5  | MHz/V      | 100% Production Tested |
| Output Power             | 10            | 12    | 16    | dBm        | 100% Production Tested |
| Output Phase Noise       |               |       |       |            |                        |
| 10kHz                    |               | -105  | -99   | dBc/Hz     | 100% Production Tested |
| 100kHz                   |               | -130  | -124  | dBc/Hz     | 100% Production Tested |
| 1000kHz                  |               | -150  | -144  | dBc/Hz     | 100% Production Tested |
| Power Supply             | 14.75         | 15    | 15.25 | V          | 100% Production Tested |
| Supply Current           |               | 13    | 15    | mA         | 100% Production Tested |
| Harmonic Suppression     |               |       |       |            | 100% Production Tested |
| 2nd Harmonic             |               | -21   | -19   | dBc        | 100% Production Tested |
| 3rd Harmonic             |               | -16   | -14   | dBc        | 100% Production Tested |
| Spurious (Non-Harmonic)  |               |       | -80   | dBc        |                        |
| Frequency Pushing        |               | 1     | 2     | MHz p-p    | 14.75V to 15.25V       |
| Frequency Pulling        |               | 5     | 10    | MHz p-p    | 12dB RL                |
| Output Impedance         |               | 50    |       | $\Omega$   |                        |
| 3dB Modulation Bandwidth | 7000          | 10000 |       | kHz        | $Z_G = 50\Omega$       |
| Tune Port Impedance (DC) |               | 50    |       | k $\Omega$ |                        |

| Pin | Function  | Description     |
|-----|-----------|-----------------|
| 1   | VTUNE     | Tuning voltage. |
| 2   | VCC       | Supply voltage. |
| 3   | RF Output | VCO RF output.  |

**Pin Out and Package Drawing**



| PINOUT | FUNCTION       |         |               |
|--------|----------------|---------|---------------|
|        | VCO            | MIXER   | POWER DIVIDER |
| 1      | TUNING VOLTAGE | RF PORT | OUT 2         |
| 2      | SUPPLY VOLTAGE | X PORT  | IN            |
| 3      | RF OUTPUT      | LO PORT | OUT 1         |

