

Package: Module, 22.86 mm x 22.86 mm x 13.97 mm

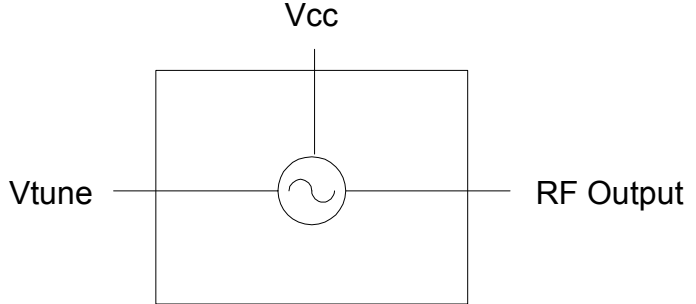


Features

- 5490MHz to 5510MHz VCO
- 5V Operation
- +0.5dBm Typical Output Power
- -96dBc/Hz at 10kHz
- -118dBc/Hz at 100kHz

Applications

- Instrumentation
- Aerospace
- Test Equipment
- Plug and Play



Functional Block Diagram

Product Description

RFMD's VCO-5500S/STC is a hybrid assembled voltage controlled oscillator integrated into a connectorized module. The VCO-5500 features an integrated resonator and tuning varactors. The part features excellent performance over temperature.

Ordering Information

VCO-5500S/STC High Reliability Military and Space VCO

Optimum Technology Matching® Applied

- | | | | |
|--------------------------------------|--------------------------------------|--|------------------------------------|
| <input type="checkbox"/> GaAs HBT | <input type="checkbox"/> SiGe BiCMOS | <input type="checkbox"/> GaAs pHEMT | <input type="checkbox"/> GaN HEMT |
| <input type="checkbox"/> GaAs MESFET | <input type="checkbox"/> Si BiCMOS | <input type="checkbox"/> Si CMOS | <input type="checkbox"/> BIFET HBT |
| <input type="checkbox"/> InGaP HBT | <input type="checkbox"/> SiGe HBT | <input checked="" type="checkbox"/> Si BJT | <input type="checkbox"/> LDMOS |

RF MICRO DEVICES®, RFMD®, Optimum Technology Matching®, Enabling Wireless Connectivity™, PowerStar®, POLARIS™ TOTAL RADIO™ and UltimateBlue™ are trademarks of RFMD, LLC. BLUETOOTH is a trademark owned by Bluetooth SIG, Inc., U.S.A. and licensed for use by RFMD. All other trade names, trademarks and registered trademarks are the property of their respective owners. ©2006, RF Micro Devices, Inc.

Absolute Maximum Ratings

Parameter	Rating	Unit
Supply Voltage (V_{CC})	6.8	V
V_{TUNE}	0 to 8.0	V
Storage Temperature	-65 to 150	°C
Operating Temperature	-55 to 100	°C
ESD JESD22 - A114 Human Body Model (HBM)		V



Caution! ESD sensitive device.

Exceeding any one or a combination of the Absolute Maximum Rating conditions may cause permanent damage to the device. Extended application of Absolute Maximum Rating conditions to the device may reduce device reliability. Specified typical performance or functional operation of the device under Absolute Maximum Rating conditions is not implied.

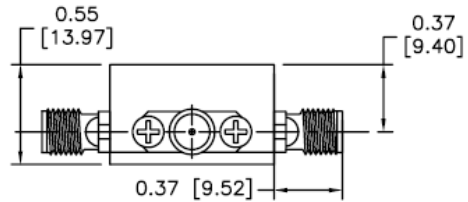
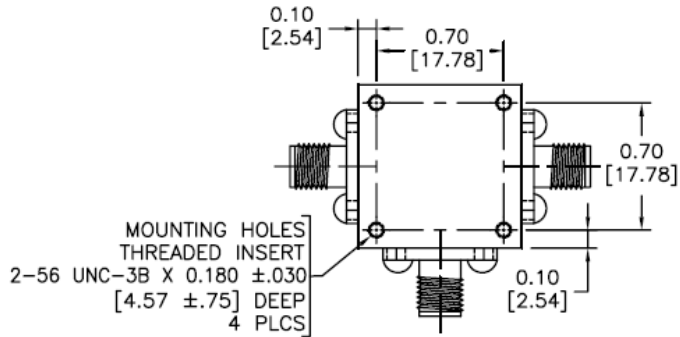
RoHS status based on EUDirective2002/95/EC (at time of this document revision).

The information in this publication is believed to be accurate and reliable. However, no responsibility is assumed by RF Micro Devices, Inc. ("RFMD") for its use, nor for any infringement of patents, or other rights of third parties, resulting from its use. No license is granted by implication or otherwise under any patent or patent rights of RFMD. RFMD reserves the right to change component circuitry, recommended application circuitry and specifications at any time without prior notice.

Parameter	Specification			Unit	Condition
	Min.	Typ.	Max.		
Frequency					
Frequency Range	5490		5510	MHz	100% Production Tested
Tuning Voltage					
5490MHz	0	1.8		V_{DC}	100% Production Tested
5510MHz		3.5	5	V_{DC}	100% Production Tested
Tuning Sensitivity	9.5	13	16.5	MHz/V	100% Production Tested
Output Power	-2.0	0.5	3.0	dBm	100% Production Tested
Output Phase Noise					
10kHz		-96	-90	dBc/Hz	100% Production Tested
100kHz		-118	-112	dBc/Hz	100% Production Tested
Power Supply	4.75	5	5.25	V	100% Production Tested
Supply Current		18	21	mA	100% Production Tested
Harmonic Suppression					
2nd Harmonic		-30	-10	dBc	100% Production Tested
3rd Harmonic		-30	-10	dBc	100% Production Tested
Spurious (Non-Harmonic)			-80	dBc	
Frequency Pushing		0.5	2	MHz p-p	4.75V to 5.25V
Frequency Pulling		2.5	5	MHz p-p	12 dB RL
Output Impedance		50		Ω	
3dB Modulation Bandwidth	20000	30000		kHz	$Z_G = 50\Omega$
Tune Port Capacitance		22		pF	

Pin	Function	Description
1	VTUNE	Tuning voltage.
2	VCC	Supply voltage.
3	RF Output	VCO RF output.

Pin Out and Package Drawing



PINOUT	FUNCTION		
	VCO	MIXER	POWER DIVIDER
1	TUNING VOLTAGE	RF PORT	OUT 2
2	SUPPLY VOLTAGE	X PORT	IN
3	RF OUTPUT	LO PORT	OUT 1

