

RoHS Compliant and Pb-Free Product
Package: S06

Features

- Frequency Range 1MHz to 400MHz
- Industry Standard SMT package
- Impedance Ratio: 1:1 Unbalanced to Unbalanced
- Available in Tape-and -Reel
- Low Cost and RoHS Compliant
- 50Ω Nominal Impedance

Product Description

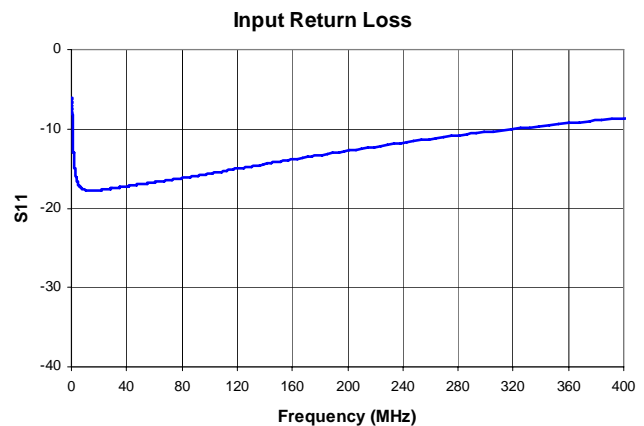
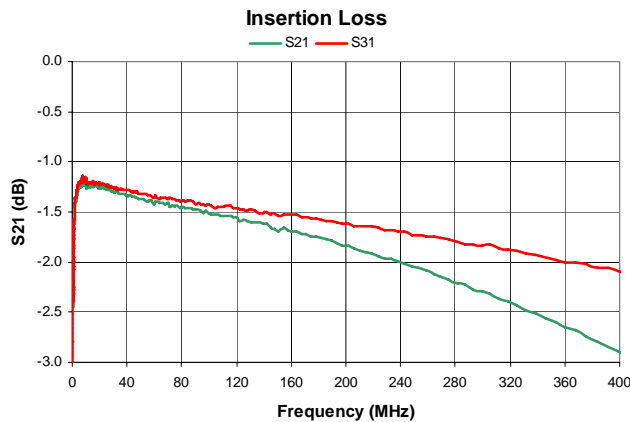
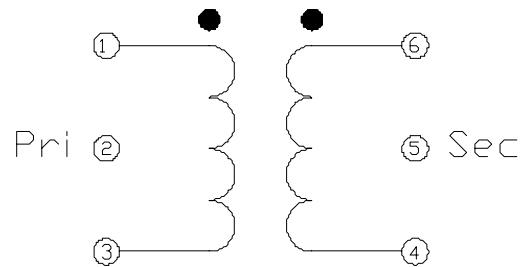
The XFA-0401-1UH transformer is designed for applications that require small, low cost, and highly reliable surface mount components. Applications may be found in broadband, wireless, and other communications systems. These transformers are built Lead-Free and RoHS compliant. S-Parameters are available on request.



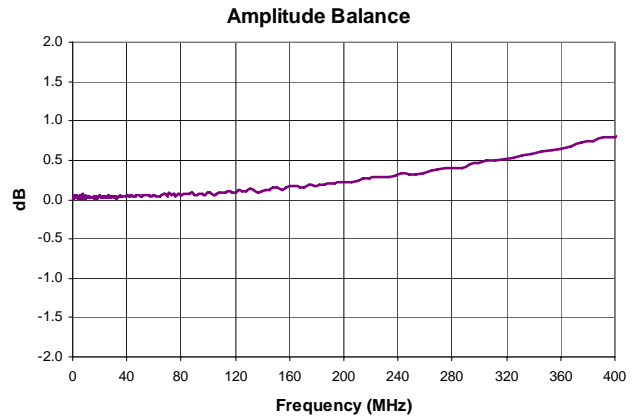
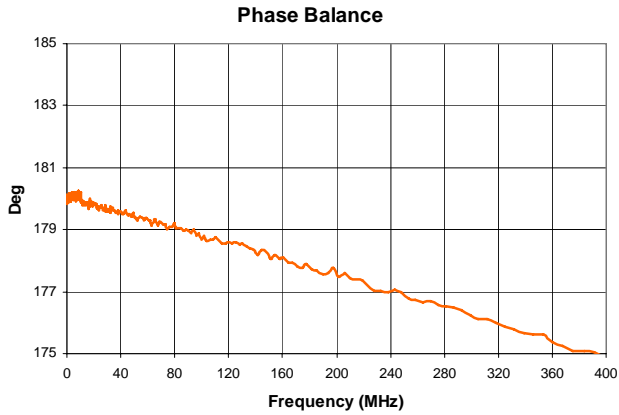
Specifications

Parameter	Specification			Unit
	Min.	Typ.	Max.	
Frequency Range	1		400	MHz
Insertion Loss <1dB				MHz
Insertion Loss <2dB	2		200	MHz
Insertion Loss <3dB	1		400	MHz
Impedance Ratio	1:1			
Type	Unbalanced to Unbalanced			

Schematic



RF MICRO DEVICES®, RFMD®, Optimum Technology Matching®, Enabling Wireless Connectivity™, PowerStar®, POLARIS™ TOTAL RADIO™ and UltimateBlue™ are trademarks of RFMD, LLC. BLUETOOTH is a trademark owned by Bluetooth SIG, Inc., U.S.A. and licensed for use by RFMD. All other trade names, trademarks and registered trademarks are the property of their respective owners. ©2006, RF Micro Devices, Inc.



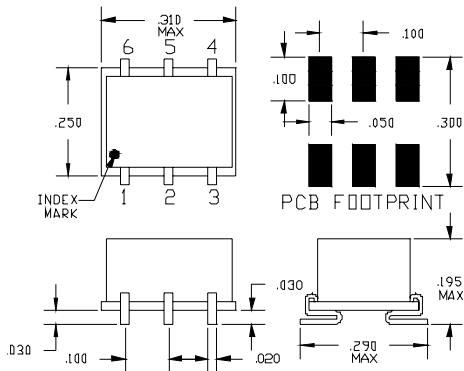
Pin Out

Pin	Name
1	Primary DOT
2	NC
3	Primary
4	Secondary
5	NC
6	Secondary DOT

Absolute Maximum Ratings

Parameter	Rating	Unit
RF Power	+33	dBm
Operating Temperature	-55 to +100	°C
Storage Temperature	-55 to +100	°C

Package Drawing - S06



Exceeding any one or a combination of the Absolute Maximum Rating conditions may cause permanent damage to the device. Extended application of Absolute Maximum Rating conditions to the device may reduce device reliability. Specified typical performance or functional operation of the device under Absolute Maximum Rating conditions is not implied.

RoHS status based on EU Directive 2002/95/EC (at time of this document revision).

The information in this publication is believed to be accurate and reliable. However, no responsibility is assumed by RF Micro Devices, Inc. ("RFMD") for its use, nor for any infringement of patents, or other rights of third parties, resulting from its use. No license is granted by implication or otherwise under any patent or patent rights of RFMD. RFMD reserves the right to change component circuitry, recommended application circuitry and specifications at any time without prior notice.