


MPH SERIES

UPGRADE

◆ FEATURES

- Small and low E.S.R, compared with MPS series.
- Low buzz.
- For applications where high frequency, high current are required. (Switching power supply, lighting Inverter, etc)
- Coated with flame-retardant (UL94 V-0) epoxy resin.
- RoHS compliance.

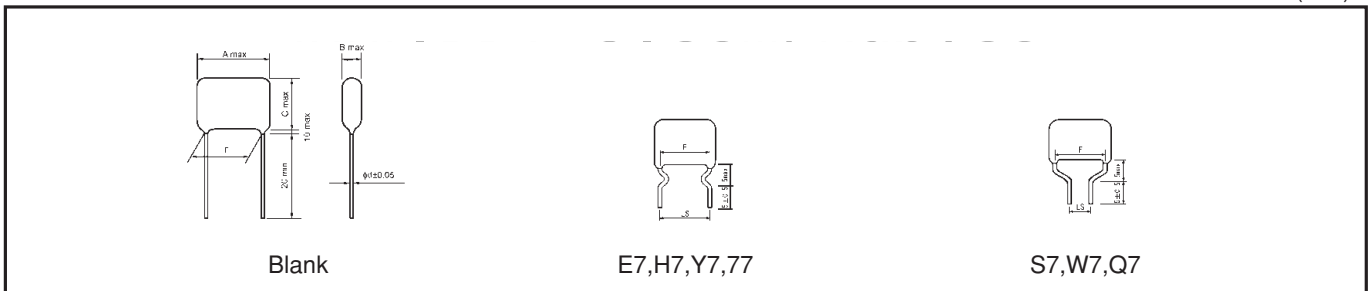


◆ SPECIFICATIONS

Category temperature	-40 ~ +105°C
Rated voltage (U _R)	250VDC, 450VDC, 630VDC
Capacitance tolerance	± 3%(H), ± 5%(J), ± 10%(K)
tanδ	0.001max at 1kHz
Voltage proof	U _R × 150% 60s
Insulation resistance	0.33μF ≤ : 25000MΩmin 0.33μF < : 7500ΩFmin
Reference standard	JIS C 5101-16, JIS C 5101-1

◆ OUTLINE

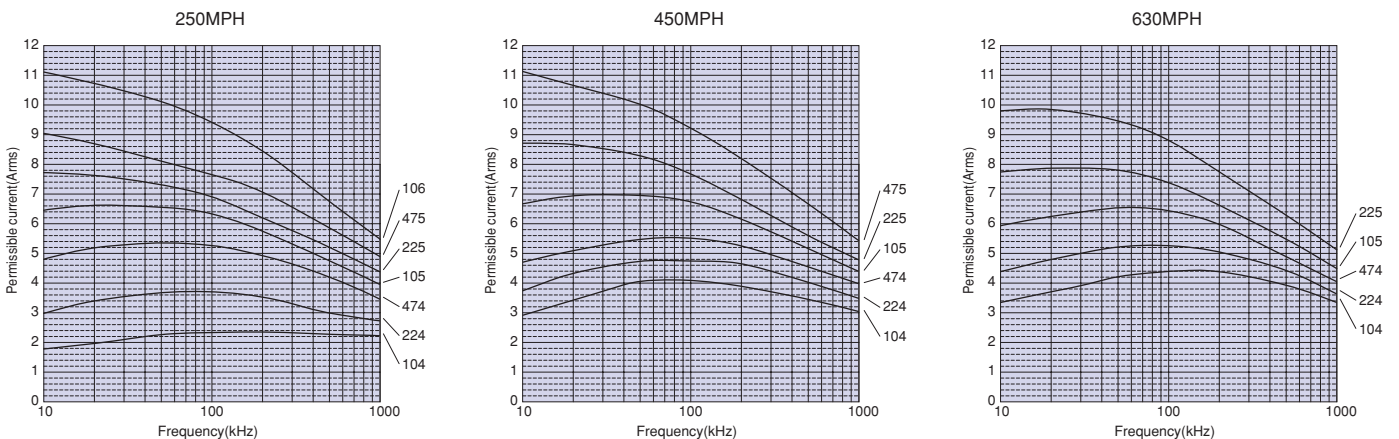
(mm)



◆ PART NUMBER



◆ PERMISSIBLE CURRENT FOR FREQUENCY



◆ STANDARD SIZE
 : Tolerance ** : Suffix

RATED VOLTAGE	cap(μF)	Dimensions (mm)						Typical Packaging Quantity (pcs)							Part No.	
		A	B	C	F±1.0	LS±0.5	d	Long Lead type		Taping Ammo pack type - style						
								Bag	Carton	TC	TX, TH	TL, TJ	TN	TS		
250 VDC	0.1	10.5	7.0	13.5	7.5	5.0/7.5	0.6	100	3,000	-	-	-	-	-	250MPH104	<input type="checkbox"/> **
	0.12	10.5	8.0	14.0	7.5	5.0/7.5	0.6	100	2,000	-	-	-	-	-	250MPH124	<input type="checkbox"/> **
	0.15	10.5	8.5	15.0	7.5	5.0/7.5	0.6	100	2,000	-	-	-	-	-	250MPH154	<input type="checkbox"/> **
	0.18	10.5	9.0	15.5	7.5	5.0/7.5	0.6	100	2,000	-	-	-	-	-	250MPH184	<input type="checkbox"/> **
	0.22	10.5	8.5	14.5	7.5	5.0/7.5	0.6	100	2,000	-	-	-	-	-	250MPH224	<input type="checkbox"/> **
	0.27	10.5	8.5	16.5	7.5	5.0/7.5	0.6	100	2,000	-	-	-	-	-	250MPH274	<input type="checkbox"/> **
	0.33	10.5	9.0	17.0	7.5	5.0/7.5	0.6	100	1,000	-	-	-	-	-	250MPH334	<input type="checkbox"/> **
	0.39	13.0	8.0	16.0	10.0	5.0/7.5/10.0	0.6	100	2,000	-	-	-	-	-	250MPH394	<input type="checkbox"/> **
	0.47	13.0	9.0	17.0	10.0	5.0/7.5/10.0	0.8	100	1,000	-	-	-	-	-	250MPH474	<input type="checkbox"/> **
	0.56	13.0	10.0	18.0	10.0	5.0/7.5/10.0	0.8	200	1,000	-	-	-	-	-	250MPH564	<input type="checkbox"/> **
	0.68	13.0	11.0	19.0	10.0	5.0/7.5/10.0	0.8	200	1,000	-	-	-	-	-	250MPH684	<input type="checkbox"/> **
	0.82	13.0	12.0	20.0	10.0	5.0/7.5/10.0	0.8	200	1,000	-	-	-	-	-	250MPH824	<input type="checkbox"/> **
	1	13.0	13.0	21.0	10.0	5.0/7.5/10.0	0.8	200	1,000	-	-	-	-	-	250MPH105	<input type="checkbox"/> **
	1.2	13.0	14.5	22.0	10.0	5.0/7.5/10.0	0.8	200	800	-	-	-	-	-	250MPH125	<input type="checkbox"/> **
	1.5	13.0	15.0	24.0	10.0	5.0/7.5/10.0	0.8	200	800	-	-	-	-	-	250MPH155	<input type="checkbox"/> **
	1.8	18.0	13.0	21.0	15.0	7.5/10.0/15.0	0.8	200	800	-	-	-	-	-	250MPH185	<input type="checkbox"/> **
	2.2	18.0	14.0	21.5	15.0	7.5/10.0/15.0	0.8	100	500	-	-	-	-	-	250MPH225	<input type="checkbox"/> **
	2.7	18.0	16.0	23.5	15.0	7.5/10.0/15.0	1.0	100	500	-	-	-	-	-	250MPH275	<input type="checkbox"/> **
3.3	18.0	17.0	27.0	15.0	7.5/10.0/15.0	1.0	100	500	-	-	-	-	-	250MPH335	<input type="checkbox"/> **	
3.9	18.0	18.5	28.0	15.0	7.5/10.0/15.0	1.0	100	500	-	-	-	-	-	250MPH395	<input type="checkbox"/> **	
4.7	18.0	20.5	29.5	15.0	7.5/10.0/15.0	1.0	100	500	-	-	-	-	-	250MPH475	<input type="checkbox"/> **	
5.6	23.5	18.5	28.0	20.0	20.0	1.0	100	400	-	-	-	-	-	250MPH565	<input type="checkbox"/> **	
6.8	23.5	19.5	30.5	20.0	20.0	1.0	100	300	-	-	-	-	-	250MPH685	<input type="checkbox"/> **	
8.2	23.5	22.0	32.5	20.0	20.0	1.0	100	300	-	-	-	-	-	250MPH825	<input type="checkbox"/> **	
10	23.5	24.5	34.0	20.0	20.0	1.0	100	300	-	-	-	-	-	250MPH106	<input type="checkbox"/> **	
450 VDC	0.1	10.5	8.5	14.5	7.5	5.0/7.5	0.8	100	2,000	-	-	-	-	-	450MPH104	<input type="checkbox"/> **
	0.12	10.5	9.0	15.5	7.5	5.0/7.5	0.8	100	2,000	-	-	-	-	-	450MPH124	<input type="checkbox"/> **
	0.15	13.0	8.0	14.5	10.0	5.0/7.5/10.0	0.8	100	2,000	-	-	-	-	-	450MPH154	<input type="checkbox"/> **
	0.18	13.0	9.0	15.0	10.0	5.0/7.5/10.0	0.8	100	2,000	-	-	-	-	-	450MPH184	<input type="checkbox"/> **
	0.22	13.0	9.5	16.0	10.0	5.0/7.5/10.0	0.8	100	1,000	-	-	-	-	-	450MPH224	<input type="checkbox"/> **
	0.27	13.0	10.5	18.0	10.0	5.0/7.5/10.0	0.8	200	1,000	-	-	-	-	-	450MPH274	<input type="checkbox"/> **
	0.33	13.0	11.5	19.0	10.0	5.0/7.5/10.0	0.8	200	1,000	-	-	-	-	-	450MPH334	<input type="checkbox"/> **
	0.39	13.0	12.5	19.5	10.0	5.0/7.5/10.0	0.8	200	1,000	-	-	-	-	-	450MPH394	<input type="checkbox"/> **
	0.47	13.0	13.5	21.0	10.0	5.0/7.5/10.0	0.8	200	1,000	-	-	-	-	-	450MPH474	<input type="checkbox"/> **
	0.56	18.0	11.0	18.5	15.0	7.5/10.0/15.0	0.8	200	1,000	-	-	-	-	-	450MPH564	<input type="checkbox"/> **
	0.68	18.0	12.5	19.5	15.0	7.5/10.0/15.0	0.8	200	800	-	-	-	-	-	450MPH684	<input type="checkbox"/> **
	0.82	18.0	13.5	20.5	15.0	7.5/10.0/15.0	0.8	200	800	-	-	-	-	-	450MPH824	<input type="checkbox"/> **
	1	18.0	14.5	22.0	15.0	7.5/10.0/15.0	1.0	100	500	-	-	-	-	-	450MPH105	<input type="checkbox"/> **
	1.2	18.0	15.5	24.5	15.0	7.5/10.0/15.0	1.0	100	500	-	-	-	-	-	450MPH125	<input type="checkbox"/> **
1.5	18.0	17.5	26.0	15.0	7.5/10.0/15.0	1.0	100	500	-	-	-	-	-	450MPH155	<input type="checkbox"/> **	
1.8	18.0	19.0	27.5	15.0	7.5/10.0/15.0	1.0	100	500	-	-	-	-	-	450MPH185	<input type="checkbox"/> **	
2.2	18.0	21.0	31.0	15.0	7.5/10.0/15.0	1.0	100	400	-	-	-	-	-	450MPH225	<input type="checkbox"/> **	
2.7	23.5	19.0	29.0	20.0	20.0	1.0	100	400	-	-	-	-	-	450MPH275	<input type="checkbox"/> **	
3.3	23.5	21.0	32.0	20.0	20.0	1.0	100	300	-	-	-	-	-	450MPH335	<input type="checkbox"/> **	
3.9	23.5	23.0	34.0	20.0	20.0	1.0	100	300	-	-	-	-	-	450MPH395	<input type="checkbox"/> **	
4.7	23.5	25.0	37.0	20.0	20.0	1.0	50	200	-	-	-	-	-	450MPH475	<input type="checkbox"/> **	
630 VDC	0.047	13.0	8.5	14.0	10.0	5.0/7.5/10.0	0.8	100	2,000	-	-	-	-	-	630MPH473	<input type="checkbox"/> **
	0.056	13.0	9.0	15.0	10.0	5.0/7.5/10.0	0.8	100	2,000	-	-	-	-	-	630MPH563	<input type="checkbox"/> **
	0.068	13.0	10.0	15.5	10.0	5.0/7.5/10.0	0.8	100	1,000	-	-	-	-	-	630MPH683	<input type="checkbox"/> **
	0.082	13.0	10.5	16.5	10.0	5.0/7.5/10.0	0.8	100	1,000	-	-	-	-	-	630MPH823	<input type="checkbox"/> **
	0.1	13.0	11.0	17.0	10.0	5.0/7.5/10.0	0.8	200	1,000	-	-	-	-	-	630MPH104	<input type="checkbox"/> **
	0.12	13.0	12.0	17.5	10.0	5.0/7.5/10.0	0.8	200	1,000	-	-	-	-	-	630MPH124	<input type="checkbox"/> **
	0.15	13.0	13.0	19.0	10.0	5.0/7.5/10.0	0.8	200	1,000	-	-	-	-	-	630MPH154	<input type="checkbox"/> **
	0.18	13.0	14.5	20.0	10.0	5.0/7.5/10.0	0.8	200	1,000	-	-	-	-	-	630MPH184	<input type="checkbox"/> **
	0.22	13.0	15.5	21.0	10.0	5.0/7.5/10.0	0.8	200	800	-	-	-	-	-	630MPH224	<input type="checkbox"/> **
	0.27	18.0	12.0	19.5	15.0	7.5/10.0/15.0	0.8	200	800	-	-	-	-	-	630MPH274	<input type="checkbox"/> **
	0.33	18.0	13.5	20.5	15.0	7.5/10.0/15.0	0.8	200	800	-	-	-	-	-	630MPH334	<input type="checkbox"/> **
	0.39	18.0	14.5	22.0	15.0	7.5/10.0/15.0	0.8	100	500	-	-	-	-	-	630MPH394	<input type="checkbox"/> **
	0.47	18.0	16.0	23.0	15.0	7.5/10.0/15.0	1.0	100	500	-	-	-	-	-	630MPH474	<input type="checkbox"/> **
	0.56	18.0	17.0	24.5	15.0	7.5/10.0/15.0	1.0	100	500	-	-	-	-	-	630MPH564	<input type="checkbox"/> **
	0.68	18.0	18.0	27.0	15.0	7.5/10.0/15.0	1.0	100	500	-	-	-	-	-	630MPH684	<input type="checkbox"/> **
	0.82	18.0	20.0	29.0	15.0	7.5/10.0/15.0	1.0	100	500	-	-	-	-	-	630MPH824	<input type="checkbox"/> **
	1	18.0	21.0	32.0	15.0	7.5/10.0/15.0	1.0	100	400	-	-	-	-	-	630MPH105	<input type="checkbox"/> **
	1.2	23.5	19.0	30.0	20.0	20.0	1.0	100	400	-	-	-	-	-	630MPH125	<input type="checkbox"/> **
1.5	23.5	22.0	33.0	20.0	20.0	1.0	100	300	-	-	-	-	-	630MPH155	<input type="checkbox"/> **	
1.8	23.5	24.0	35.0	20.0	20.0	1.0	50	200	-	-	-	-	-	630MPH185	<input type="checkbox"/> **	
2.2	23.5	26.5	38.0	20.0	20.0	1.0	50	200	-	-	-	-	-	630MPH225	<input type="checkbox"/> **	