SAWTEK INCORPORATED

Data Sheet

Std Low-Loss 140 MHz Bandpass Filter

18 MHz Bandwidth

Part Number 854920

Typical Performance

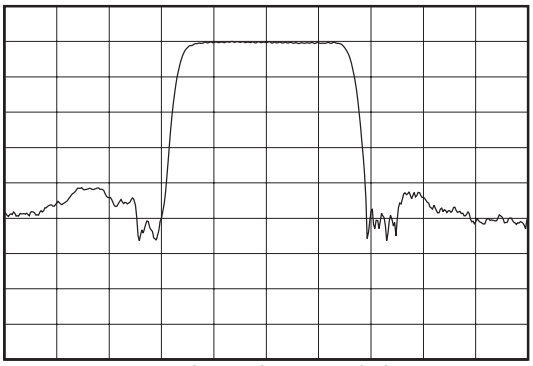

Horizontal: 6 MHz/Div
Vertical: 10 dB/Div

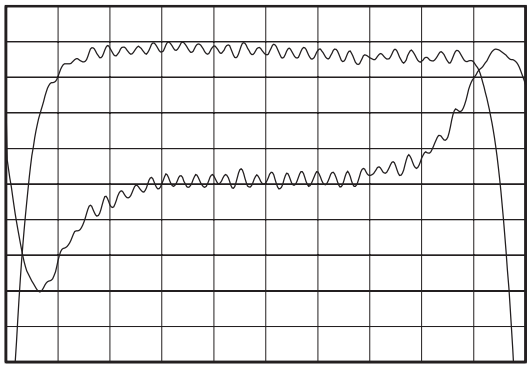

Horizontal: 2.1 MHz/Div
Vertical: 1 dB/Div
Vertical: 5 deg/Div

Specifications

Parameter	Unit	Minimum	Typical	Maximum
Center Frequency f_o	MHz	139.6	140	140.4
Insertion Loss at f_o	dB	-	9.1	12
1 dB Bandwidth	MHz	17.25	17.69	-
3 dB Bandwidth	MHz	18	18.84	-
35 dB Bandwidth	Mhz	-	22.79	24.1
40 dB Bandwidth	MHz	-	22.79	48
Passband Ripple(80% of 3 dB BW)	dB	-	0.63	1
Phase Linearity(80% of 3 dB BW)	degrees	-	6	10
Delay Variation(80% of 3 dB BW)	nsec	-	64	120
Substrate Material	-	-	YZ $LiNbO_3$	-
Temperature Shift	ppm/°C	-	-94	-
Ambient Temperature	°C	-	25	-

Package Outline

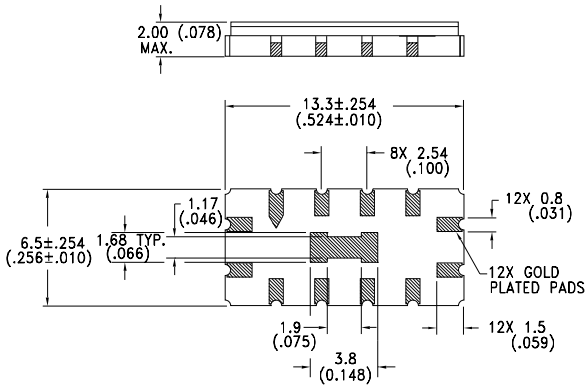

Matching Configuration

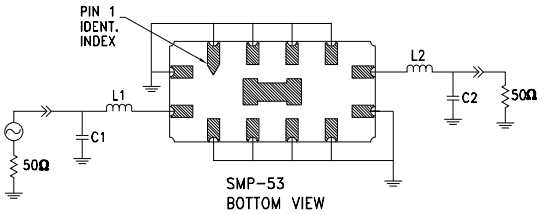

L1 = 120 nH, L2 = 120 nH
C1 = 22 pf, C2 = 10 pf
Nominal Source/Load Impedance = 50Ω
Package Style SMP-53

12/2/99

Sawtek Inc. Telephone: (407) 886-8860 Fax: (407) 886-7061

www.BDTIC.com/TriQuint/