Feature

- Excellent flame retardant coating
- Stable performance in diverse environments
- High purity ceramic core
- High safety standard
- Meet EIAJ-RC2655A requirements
- Too low or too high ohmic value can be provided on a case to case basis



Vertical type - TMOV

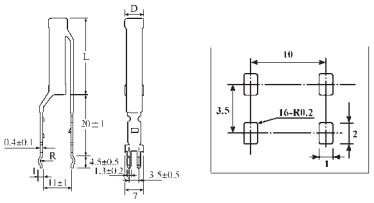

"L" type terminal - TMOL

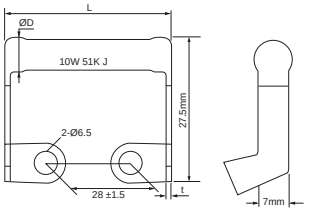

Radial type - TMOR

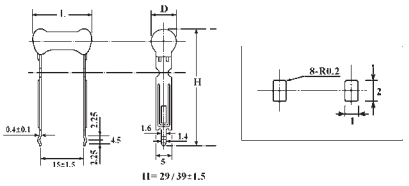

Specification

Part No.	Type	Power Rating at 70°C	Dimension (mm)		Max. Working Voltage	Max. Overload Voltage	Max. Pulse Overload Voltage	Resistance Range (5%)
			L ± 1	D ± 1				
TMOV5W	TMOV-500	5W	20	7	500V	800V	1,500V	10Ω ~ 10KΩ
TMOV7W	TMOV-700	7W	30	7	500V	800V	1,500V	10Ω ~ 10KΩ
TMOLAW	TMOL-10W	10W	46	10 Max.	500V	800V	1,500V	100Ω ~ 82KΩ
TMOR3W	TMOR-300	3W	16	6	350V	600V	1,000V	10Ω ~ 10KΩ
TMOR5W	TMOR-500	5W	18	7	500V	800V	1,500V	10Ω ~ 10KΩ

Ordering Procedure (Example: TMOV 5W 5% 1KΩ B/B)

T M O V 5 W J 0 1 0 2 B 0 0

Product Type:
TMOV = Terminal type MOR - VERTICAL
TMOR = Terminal type MOR - RADIAL
TMOL = Terminal type MOR - "L" type terminal

Wattage:
3W = 3W
5W = 5W
7W = 7W
AW = 10W

Tolerance:
J = ±5%

Resistance Value:
5% (E-24 series):
the 1st digit is "0", the 2nd & 3rd digits are for the significant figures of the resistance and the 4th indicate the numbers of zeros following

Packing Type:
B= Bulk/Box

Packing Qty.:
0 = Bulk/Box

Additional Information:
0 = NIL, L=TMOR H39mm