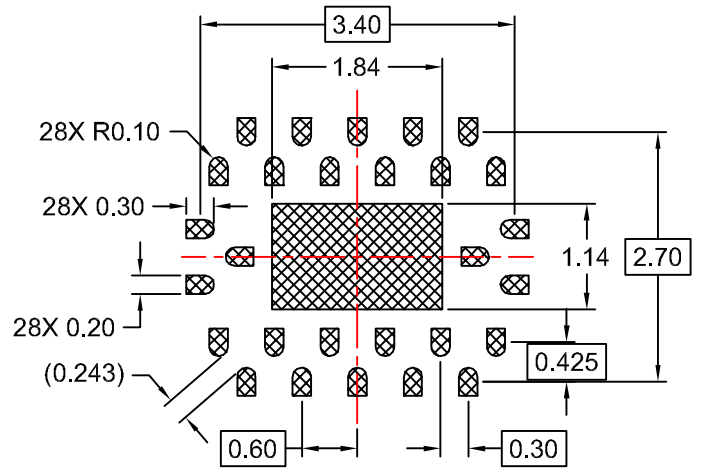
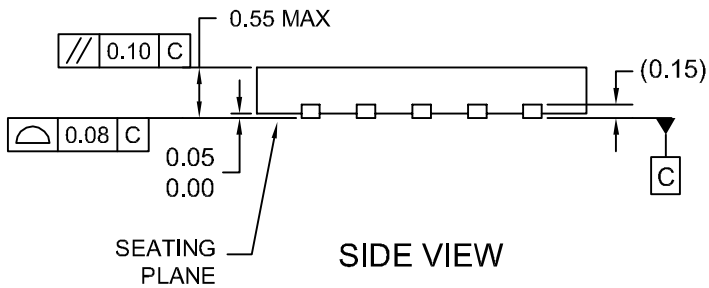


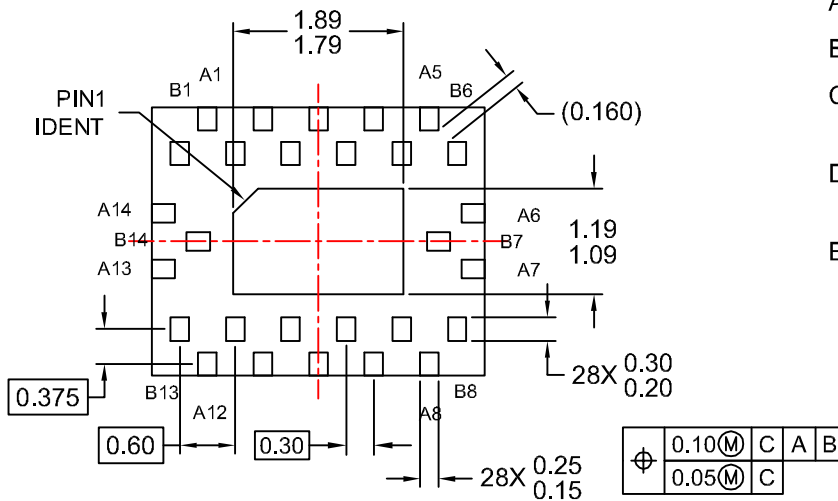
TOP VIEW



RECOMMENDED LAND PATTERN



SIDE VIEW



BOTTOM VIEW

NOTES:

- A. NO JEDEC REGISTRATION APPLIES.
- B. DIMENSIONS ARE IN MILLIMETERS.
- C. DIMENSIONS AND TOLERANCES PER ASME Y14.5M, 1994.
- D. LAND PATTERN DESIGN BASED ON FAIRCHILD DESIGN ONLY.
- E. DRAWING FILENAME: MKT-UMLP28Arev7.

APPROVALS		DATE							
DRAWN L. England		12-18-09					<p align="center">28LD DUAL ROW UMLP 2.9 X 3.6MM, 0.6MM PITCH</p>		
DFTG. CHK. S. Martin		12-18-09							
ENGR. CHK.									
				SCALE	SIZE	DRAWING NUMBER	REV		
				N/A	N/A	MKT-UMLP28A	7		
DO NOT SCALE DRAWING						SHEET 1 of 1			